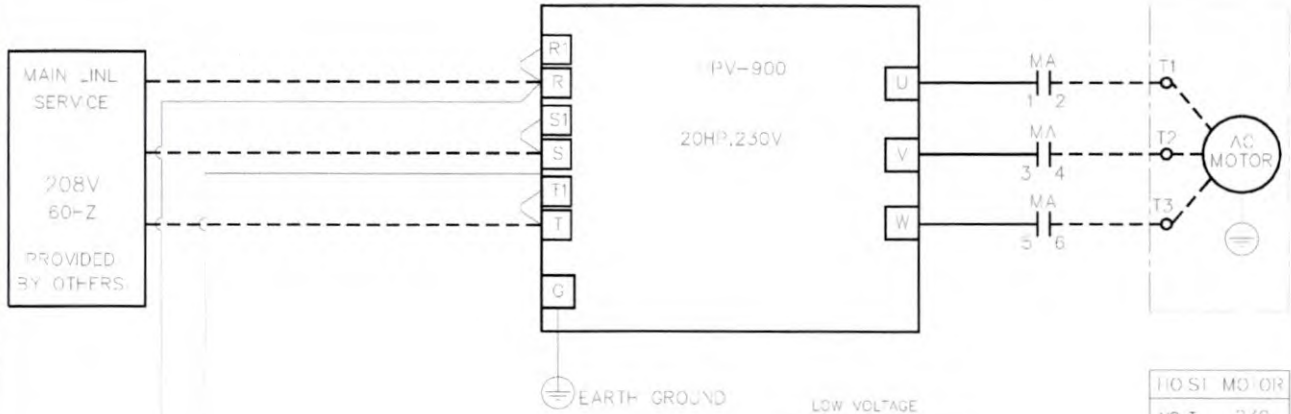
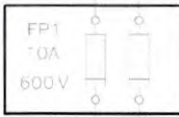
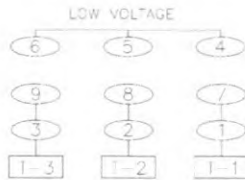


USE COPPER CONDUCTORS ONLY

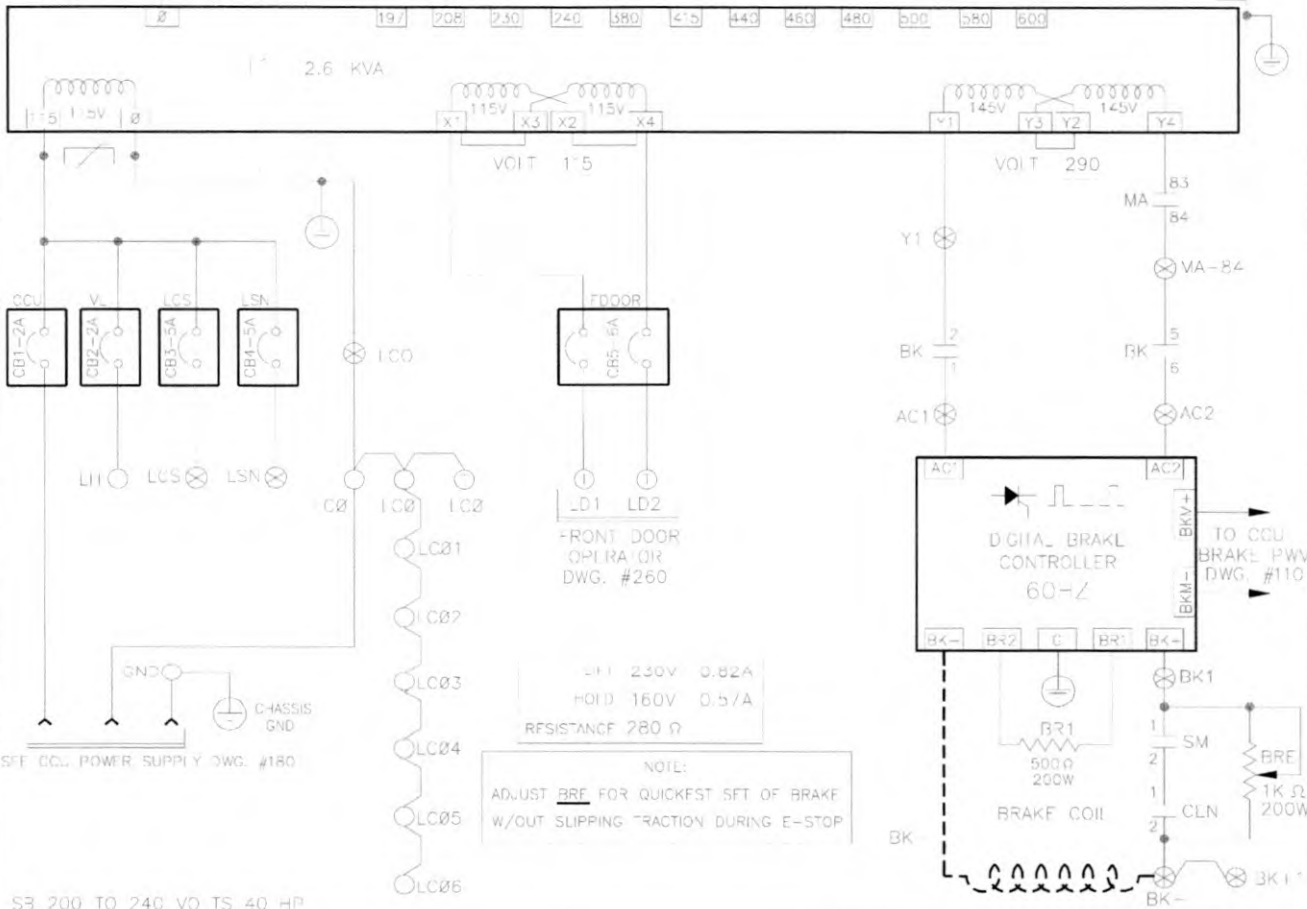


HOST MOTOR	
VOLT	230
AMPS	54
HP	20
RPM	1200
SPEED	200



NOTE:

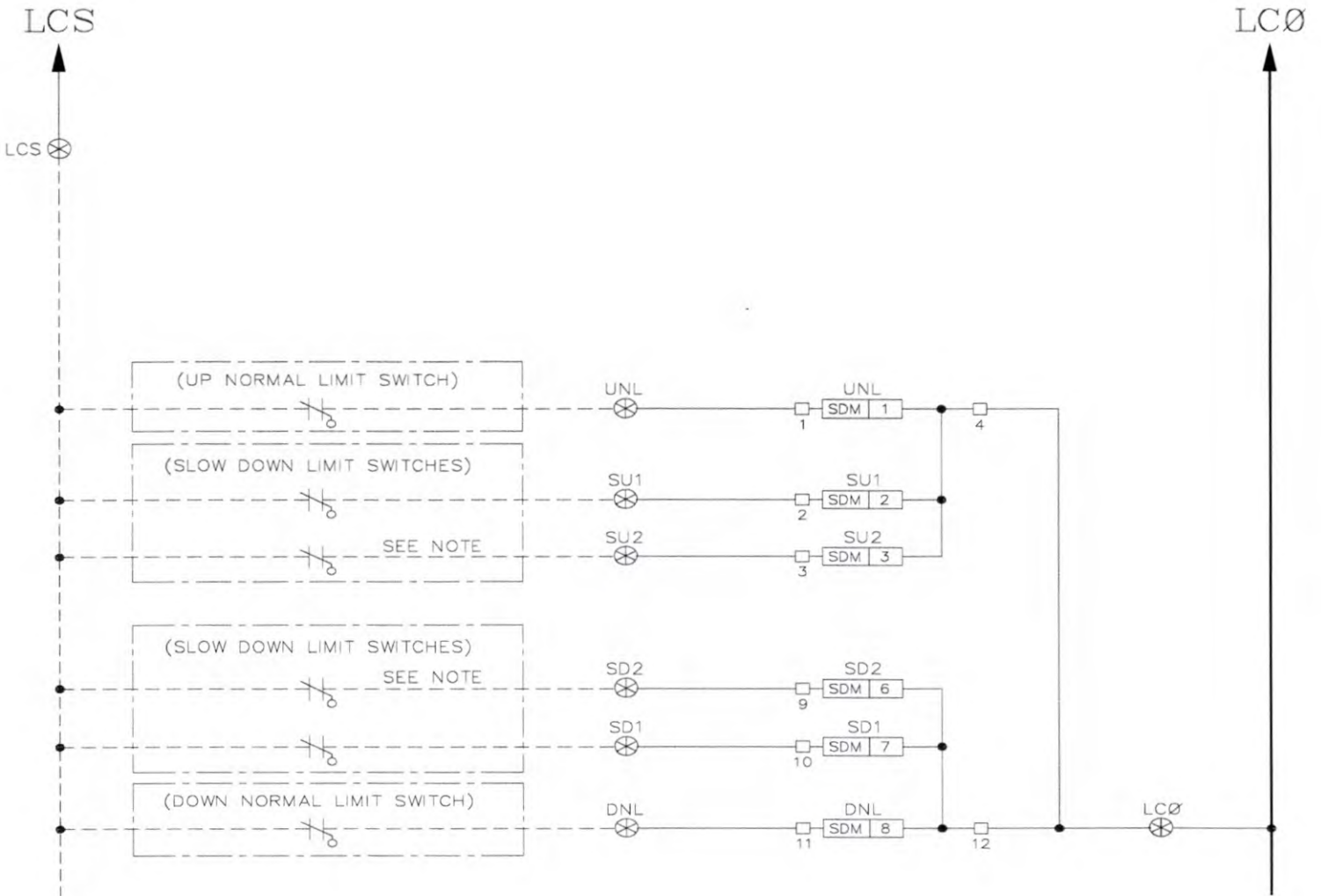
- * THE MOST IMPORTANT PART OF ANY MOTOR IS THE NAMEPLATE, CHECK THE DATA GIVEN ON THE PLATE BEFORE MAKING THE CONNECTIONS.
- * TO CHANGE ROTATION DIRECTION OF 3 PHASE MOTOR, SWAP ANY 2 T-LEADS.



HPV	POWER DISTRIBUTION	DRAWING NUM 020
-----	--------------------	--------------------

COMPUTERIZED ELEVATOR CONTROL CORP.
 24 EMPIRE BLD MOONACHIE, NJ, NEW JERSEY 07074 TEL. 201-508-2300
 JOB NAME/LOC.: 1330 7TH ST. - N.W., WASHINGTON DC (DELTA ELEV.)
 DATE: 4/79/04 CEC JOB NO. 5666 CAR NO. 1,2
 DRAWN BY: N DWG. NO. C20d000 REV. 1.3

I:\M\79\04-13-20-F:\jobs\3600\5666\dwg\hpv-900-020.dwg



NOTE: SU2 & SD2 ARE REQUIRED FOR SPEED IN EXCESS OF 350FPM

JP TO 500 FPM

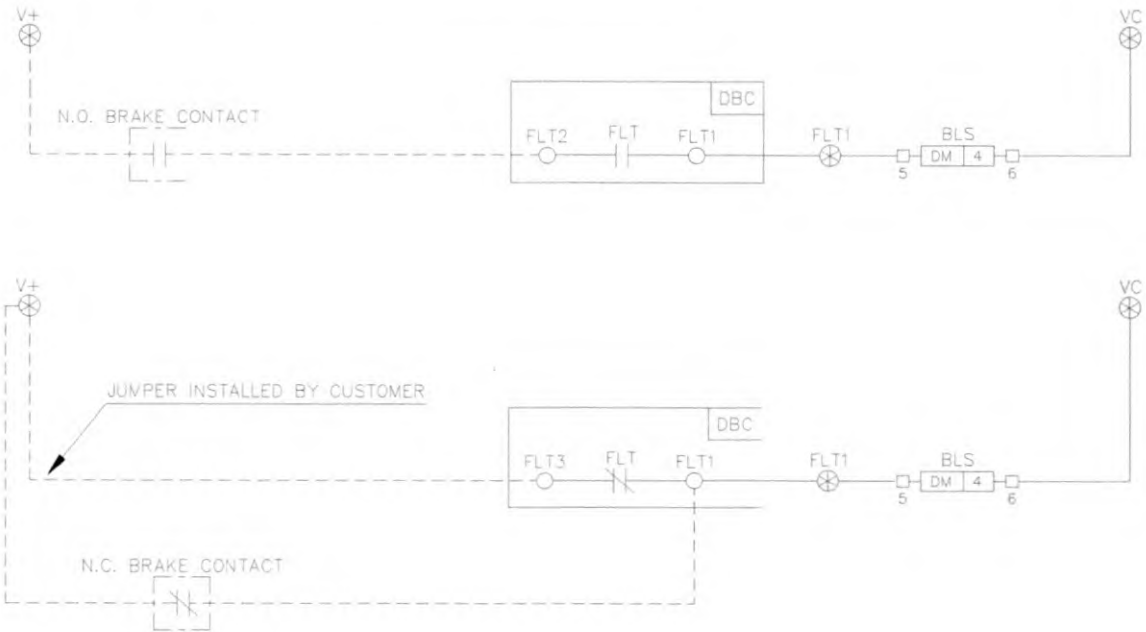
HOISTWAY TERMINAL LIMITS

DRAWING NUM
030

COMPUTERIZED ELEVATOR CONTROL CORP.

JOB NAME/LOC.: 1330 7TH ST. - N.W., WASHINGTON DC (DELTA ELEV.)
DATE: 4/29/04 | CEC JOB NO. 5666 | CAR NO. 1,2

IF BRAKE CONTACT IS AVAILABLE:



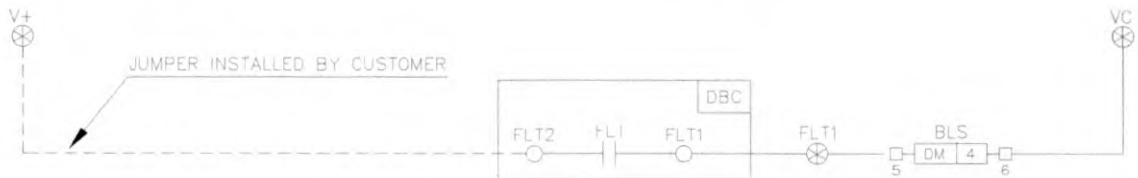
IF BRAKE CONTACT IS AVAILABLE, THEN:

1. RESET CSW8 BIT 3. (BITR8,3) TO ENABLE BRAKE LIFT SWITCH FUNCTION.
2. CHECK IF BRAKE CONTACT IS "N.O." OR "N.C." WHEN BRAKE IS SET (DE-ENERGIZED).
 - A. FOR "N.C." CONTACT, SET CSW8 BIT 4 (BITS8,4).
 - B. FOR "N.O." CONTACT, RESET CSW8 BIT 4 (BITR8,4).

NOTE: ERROR 120 INDICATES THAT THE BRAKE CONTACT HAS FAILED TO OPERATE ACCORDING TO BIT SETTING

OR

IF BRAKE CONTACT IS NOT AVAILABLE:



IF BRAKE CONTACT IS NOT AVAILABLE, THEN:

1. SET CSW8 BIT 3. (BITS8,3) TO DISABLE BRAKE LIFT SWITCH FUNCTION.

BLS ECO 50

ECO-50

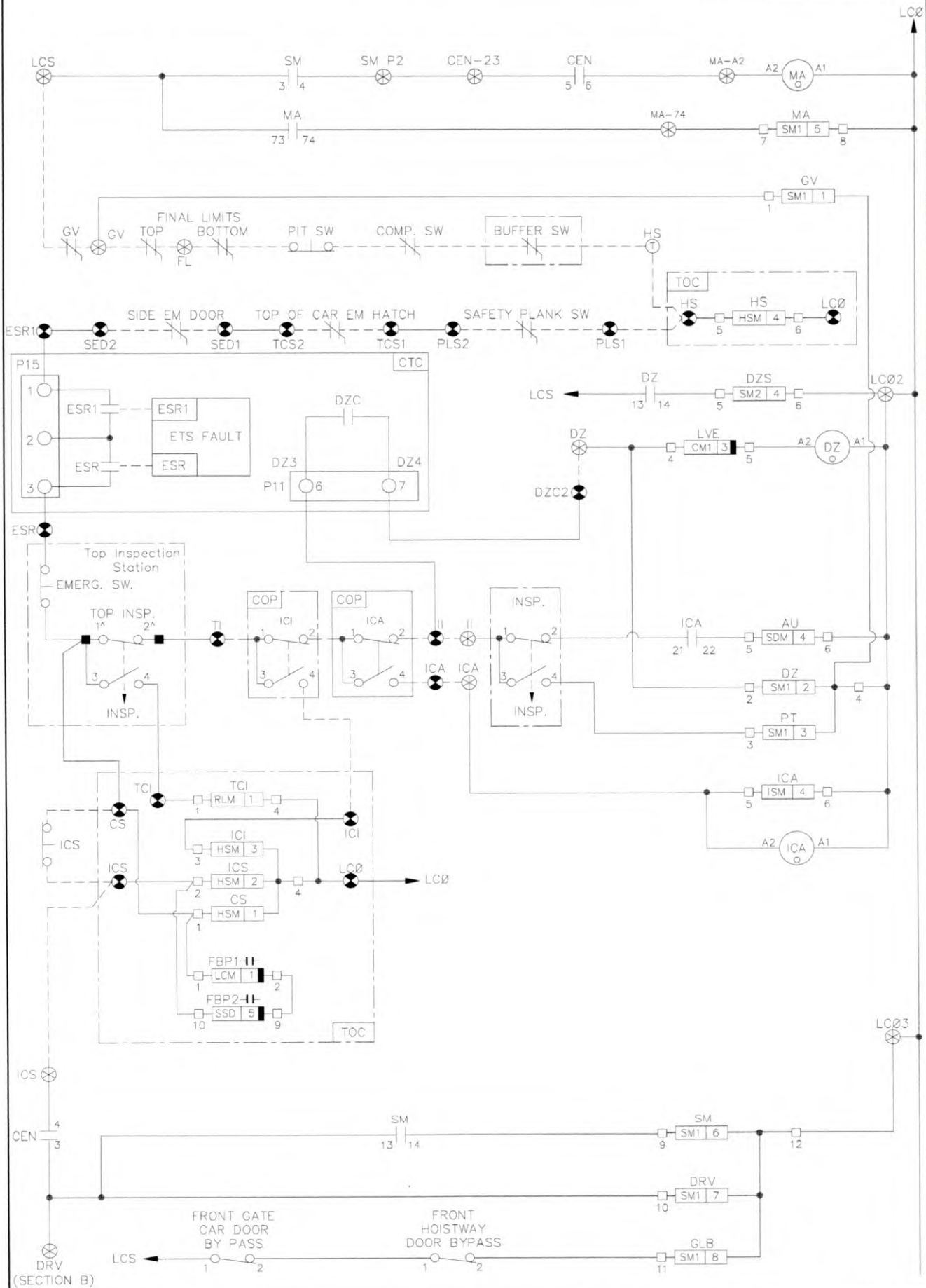
BRAKE LIFT SWITCH CIRCUIT

DRAWING NUM
040

COMPUTERIZED ELEVATOR CONTROL CORP.
24 EMPIRE BLVD MOONACHIE, NEW JERSEY 07074 TEL. 201-508-2300

JOB NAME/LOC.: 1330 7TH ST. - N.W., WASHINGTON DC (DEL'A ELEV.)		
DATE: 4/29/04	CEC JOB NO. 5666	CAR NO. 1,2
DRAWN BY: CP	DWG. NO. 040bis	REV. 1.1

USE COPPER CONDUCTORS ONLY

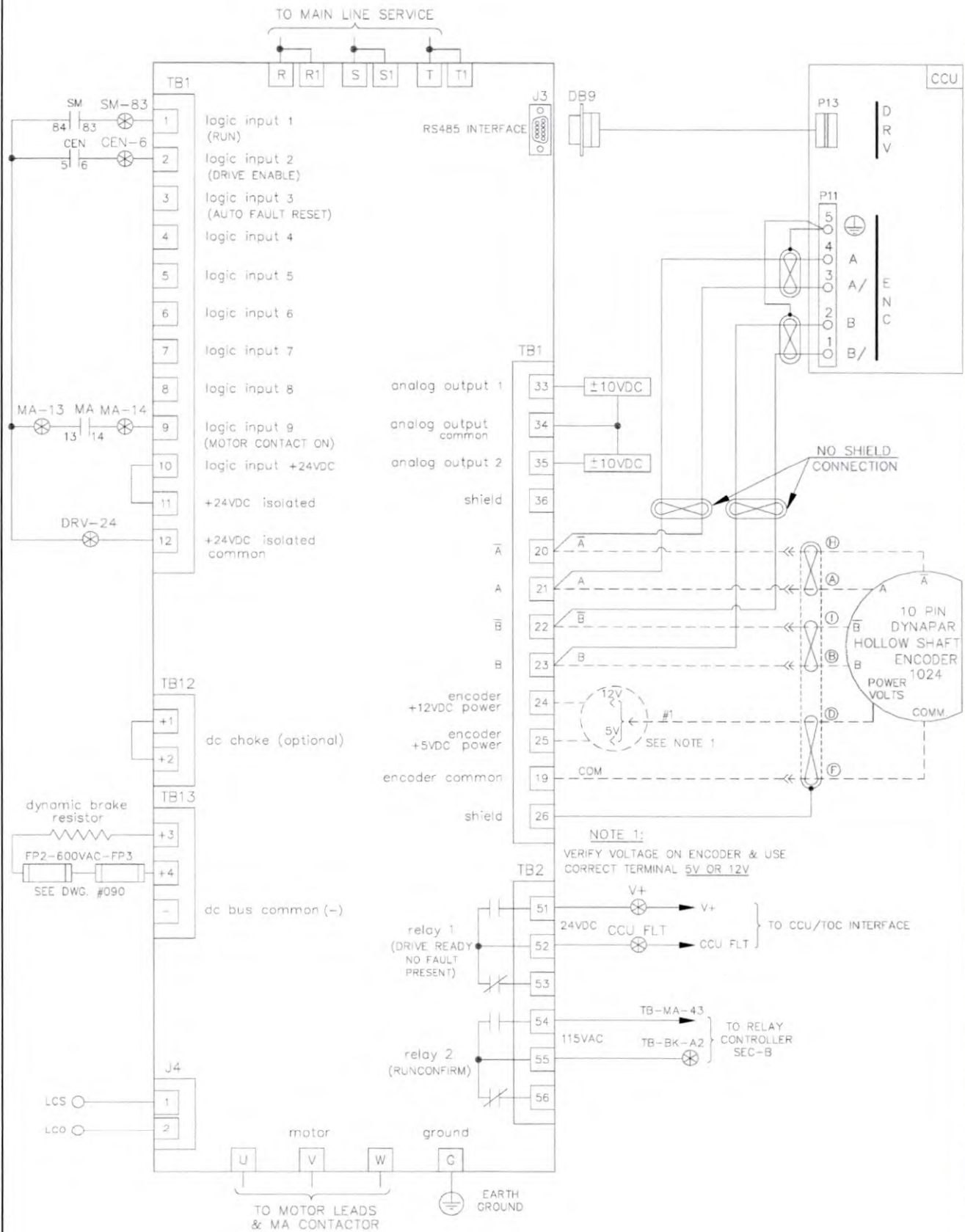


04/29/04 13:21 F:\jobs\3600\5666\anumhp-d\050rel-a.dwg

HPV	RELAY CONTROLLER W/TOC BOX (SECTION A)	DRAWING NUM 050
-----	--	---------------------------

COMPUTERIZED ELEVATOR CONTROL CORP.			JOB NAME/LOC.: 1330 7TH ST. - N.W., WASHINGTON DC (DELTA ELEV.)		
24 EMPIRE BLVD MOONACHIE, NEW JERSEY 07074 TEL. 201-508-2300			DATE: 4/29/04	CEC JOB NO. 5666	CAR NO. 1,2
			DRAWN BY: NF	DWG. NO. 050rel-a	REV.

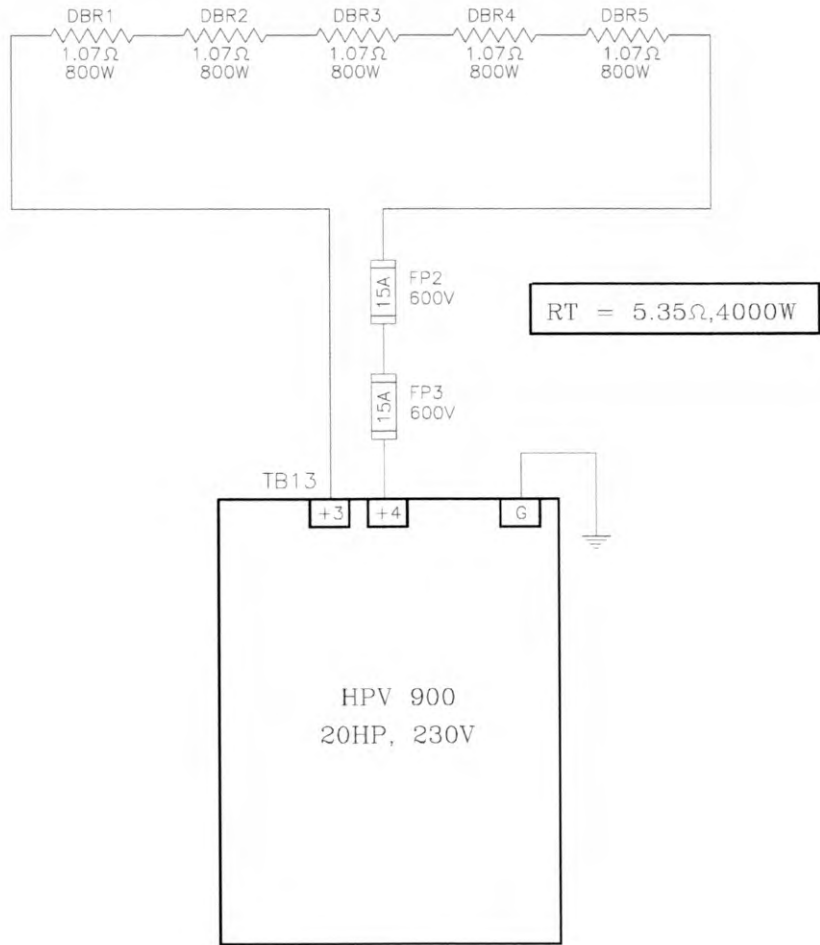
USE COPPER CONDUCTORS ONLY



GEARED, MARATON MOTOR 10 PIN DYNAPAR HOLLOW SHAFT ENCODER, 1024 PPR

HPV	DRIVE LOGIC INTERFACE (SERIAL COMM)	DRAWING NUM 080
COMPUTERIZED ELEVATOR CONTROL CORP.		
24 EMPIRE BLVD MOONACHIE, NEW JERSEY 07074 TEL. 201-508-2300		
JOB NAME/LOC.: 1330 7TH ST. - N.W., WASHINGTON DC (DELTA ELEV.)	DATE: 4/29/04	CEC JOB NO. 5666 CAR NO. 1,2
DRAWN BY: NF	DWG. NO. 080HPVMAR	REV. 1.1

04/29/04 13:21 F:\hss\3600\5666\enr\dlp-1\080HPVMAR.DWG

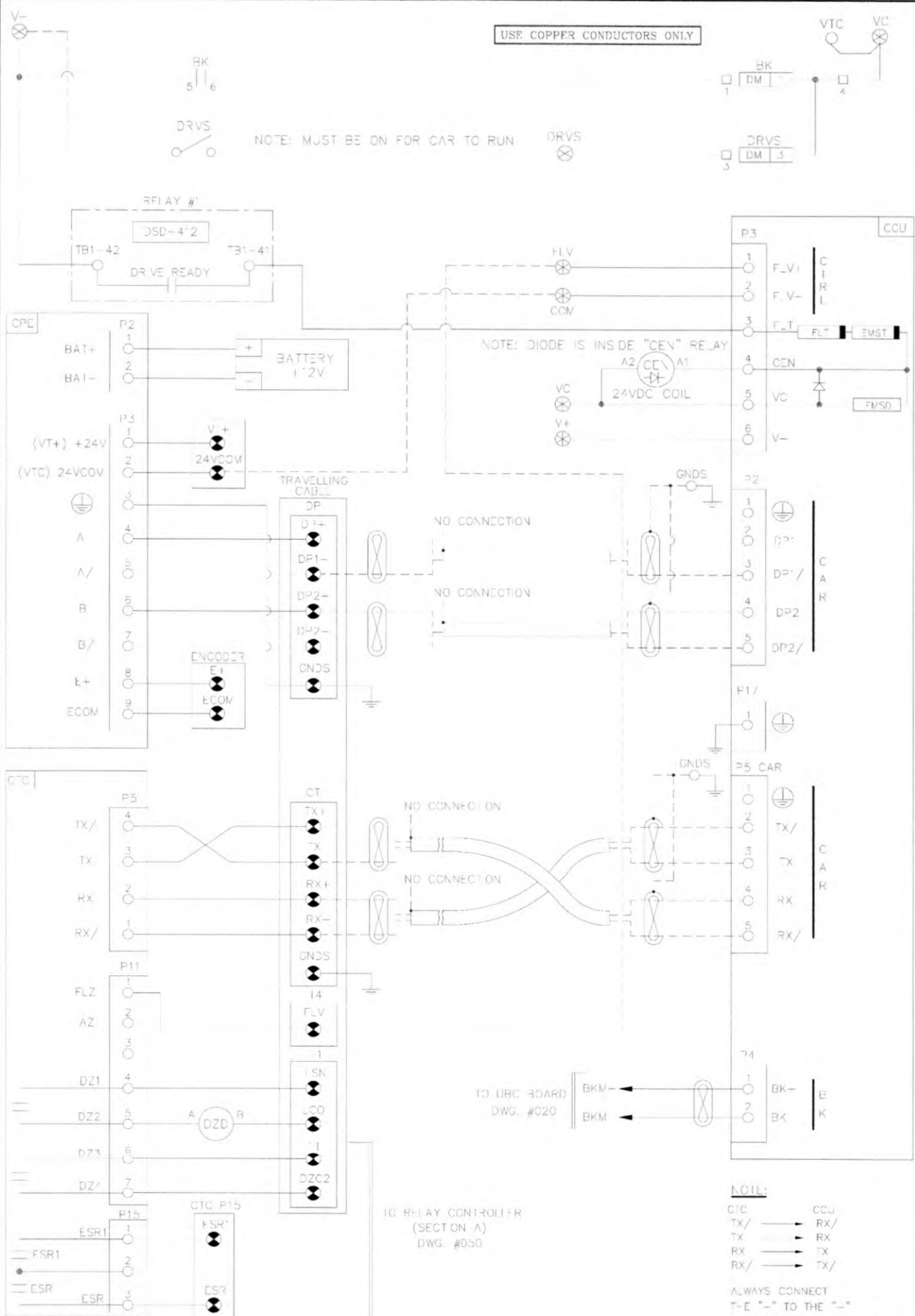


20HP, 230V

HPV	HPV DYNAMIC BRAKING	DRAWING NUM 090
COMPUTERIZED ELEVATOR CONTROL CORP. 24 EMPIRE BLVD MOONACHIE, NEW JERSEY 07074 TEL. 201-508-2300		JOB NAME/LOC.: 1330 7TH ST. - N.W., WASHINGTON DC (DELTA ELEV.) DATE: 4/29/04 CEC JOB NO. 5666 CAR NO. 1.2 DRAWN BY: NF DWG. NO. 090dbr REV. 1.1

04/29/04 13:21 E:\Jobs\5600\5666\ecm\shp-090dbr.dwg

USE COPPER CONDUCTORS ONLY



NOTE: MUST BE ON FOR CAR TO RUN

NOTE: DIODE IS INSIDE "CEV" RELAY

NO CONNECTION

NO CONNECTION

NO CONNECTION

NO CONNECTION

TO RELAY CONTROLLER (SECTION A) DWG. #050

TO DBC BOARD DWG. #020

NCIL:

- CTC TX/ → CCU RX/
- CTC TX → CCU RX
- CTC RX → CCU TX
- CTC RX/ → CCU TX/

ALWAYS CONNECT THE "-" TO THE "-" AND THE "+" TO THE "-"

CCU/TOC INTERFACE

DRAWING NUM

110

COMPUTERIZED ELEVATOR CONTROL CORP.

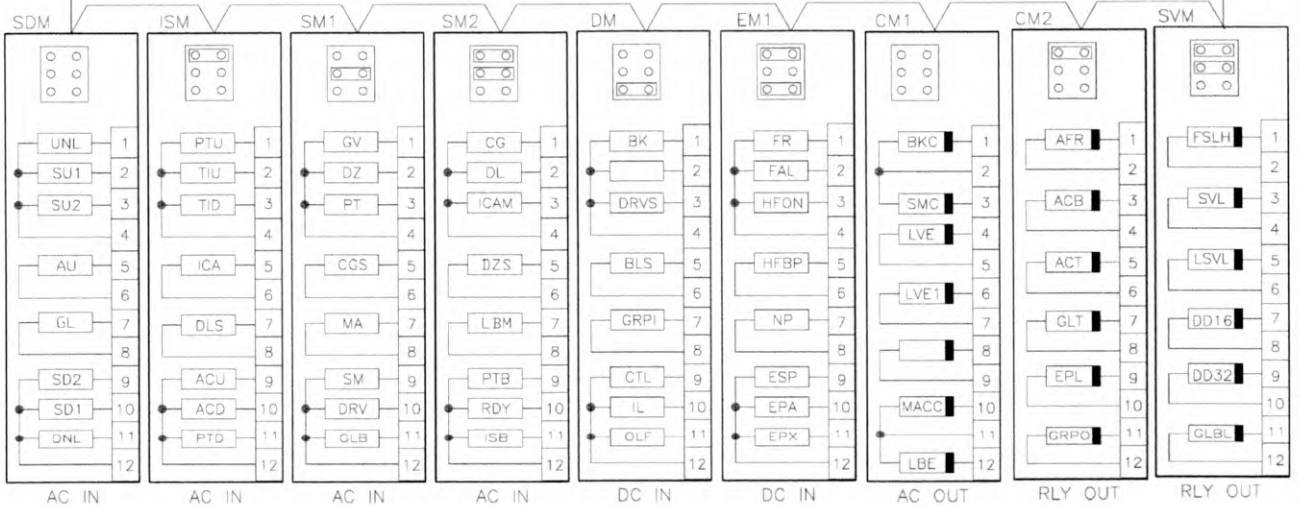
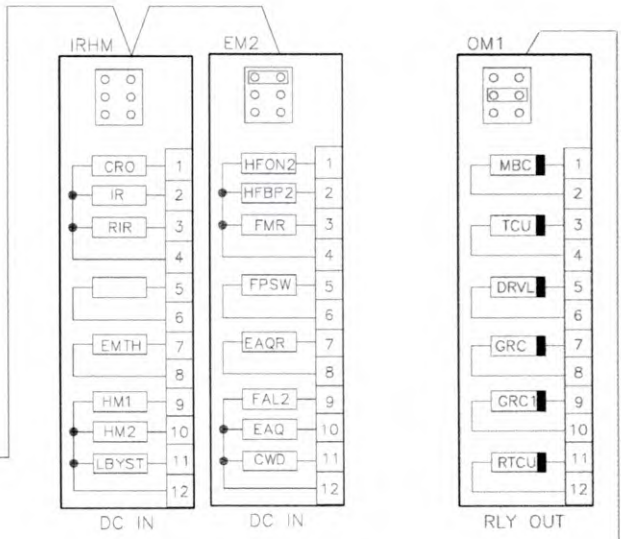
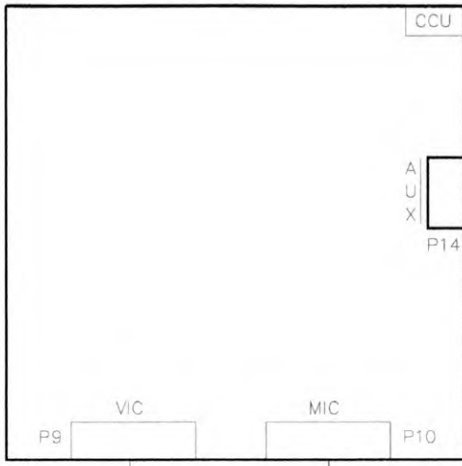
24 EMPIRE BLVD MOCNAGHIE, NEW BRUNSWICK 07074 TEL. 201-508-2300

JOB NAME/LOC.: 1330 7TH ST. - N.W., WASHINGTON DC (DELTA FLV.)

DATE: 4/29/04 CLC JOB NO. 5666 CAR NO. 1.2

DRAWN BY: CP DWG. NO. 10mes/DSD REV. 3-31-95

C:\2979\04-3122\F:\cabin\5600\3666\dwg\comp-e\110mesDSD.dwg



CCU/IO MODULE OVERVIEW

DRAWING NUM
120

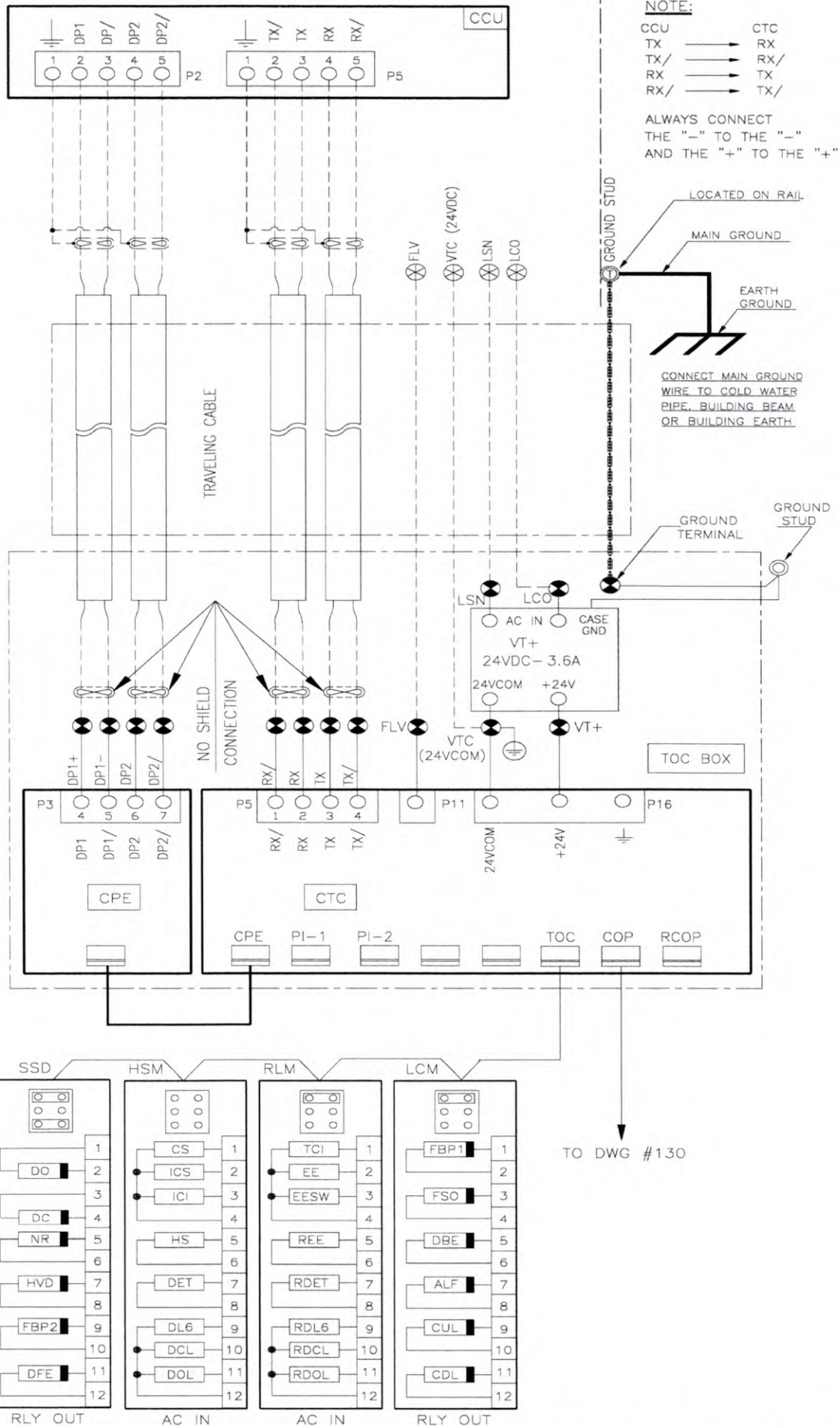
COMPUTERIZED ELEVATOR CONTROL CORP.
24 EMPIRE BLVD MOONACHIE, NEW JERSEY 07074 TEL. 201-508-2300

JOB NAME/LOC.: 1330 7TH ST. - N.W., WASHINGTON DC (DELTA ELEV.)
DATE: 4/29/04 CEC JOB NO. 5666 CAR NO. 1,2
DRAWN BY: CP DWG. NO. 120ccu2 REV.

04/29/04 13:25 F:\jobs\5666\5666ccuio-4\120ccu2.dwg

USE COPPER CONDUCTORS ONLY

IN MOTOR ROOM



NOTE:
 CCU → CTC
 TX → RX
 TX/ → RX/
 RX → TX
 RX/ → TX/

ALWAYS CONNECT THE "-" TO THE "-" AND THE "+" TO THE "+"

LOCATED ON RAIL
 MAIN GROUND
 EARTH GROUND

CONNECT MAIN GROUND WIRE TO COLD WATER PIPE, BUILDING BEAM OR BUILDING EARTH.

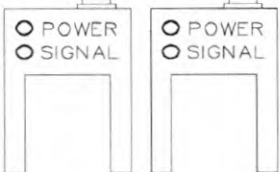
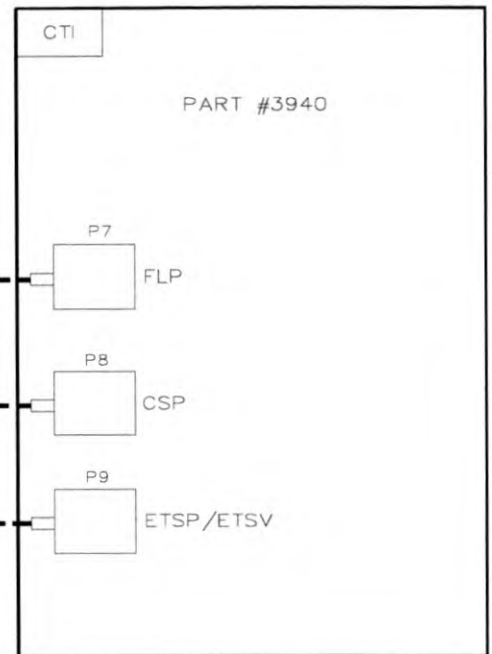
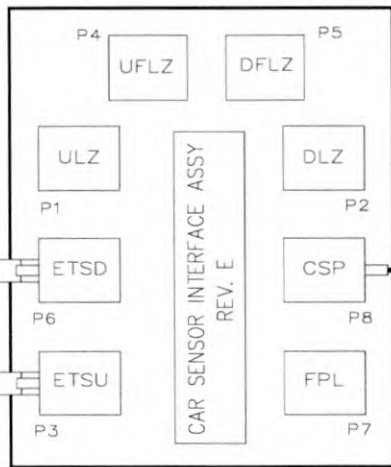
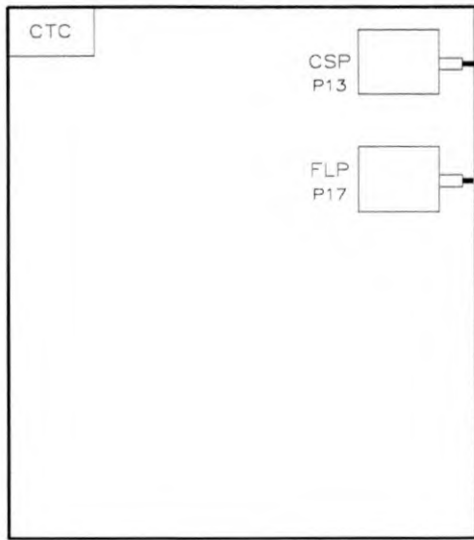
TO DWG #130

TOP OF CAR SERIAL COMM LINK (TYPE 1 TAPE READER)

DRAWING NUM
125

COMPUTERIZED ELEVATOR CONTROL CORP.
4 EMPIRE BLVD. MOONLAKE, NEW JERSEY 07074 TEL. 201-588-8700

JOB NAME/LOC.: 1330 7TH ST. - N.W., WASHINGTON DC (DELTA ELEV.)
 DATE: 4/29/04 CEC JOB NO. 5666 CAR NO. 1,2



VSD/CTC INTERFACE (TAPED)

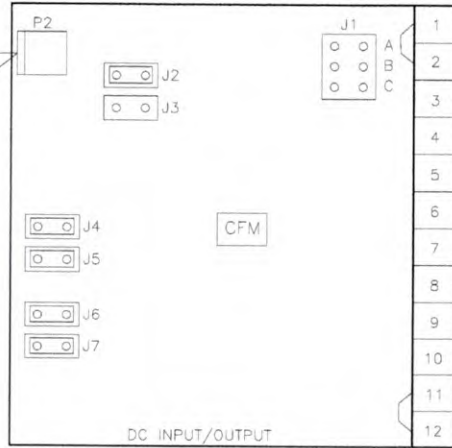
DRAWING NO.
138

24VDC

VTC
C

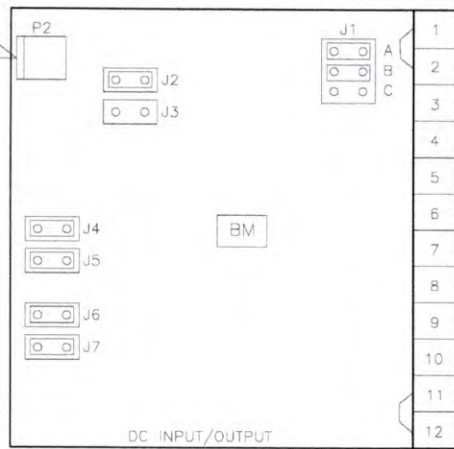
VT+
C

TO DWG. #125



DC INPUT/OUTPUT

TO DWG. #135



DC INPUT/OUTPUT

COP INTERFACE (CFM,BM)

DRAWING NUM

130

COMPUTERIZED ELEVATOR CONTROL CORP.

24 EMPIRE BLVD MOONACHIE, NEW JERSEY 07074 TEL. 201-508-2300


JOB NAME/LOC.: 1330 7TH ST. - N.W., WASHINGTON DC (DELTA ELEV.)

DATE: 4/29/04 CEC JOB NO. 5666 CAR NO. 1,2

DRAWN BY: SF DWG. NO. 130IOMAF REV. 1,1

04/29/04 13:25 F:\work\5600\5666\emtrp-d\130IOMAF.dwg

TO DWG. #130



CAR CALL INTERFACE (CC1, CC2, CC3, CC4)

DRAWING NUM
135

COMPUTERIZED ELEVATOR CONTROL CORP.
24 EMPIRE BLVD MOONACHIE, NEW JERSEY 07074 TEL. 201-508-2300

JOB NAME/LOC.: 1330 7TH ST. - N.W., WASHINGTON DC (DELTA ELEV.)
DATE: 4/29/04 CEC JOB NO. 5666 CAR NO. 1,2
DRAWN BY: CP DWG. NO. 135epu REV. 1,1

04/29/04 13:25 F:\voss\5600\5666main\rip-d\135cpu.dwg