

DWG# SCHEMATIC

- 10 ELECTRICAL SYMBOLS
- 20 POWER DISTRIBUTION (CARS 1,2,4)
- 25 POWER DISTRIBUTION (CAR 3)
- 30 RIPPLE FILTER WIRING DIAGRAM
- 45 BRAKE LIFT SWITCH CIRCUIT
- 50 HOISTWAY TERMINAL LIMITS
- 60 RELAY CONTROLLER (WITH TOC BOX)
- 65 RELAY CONTROLLER (WITH TOC BOX)—SECTION A
- 66 RELAY CONTROLLER (WITH TOC BOX)—SECTION B
- 70 DRIVE LOGIC INTERFACE
- 80 MICRO CONTROLLER SYSTEM INTERFACE (TOC BOX)
- 90 TOP OF CAR SERIAL COMM LINK (TYPE 1 TAPE READER)
- 100 EPU INTERFACE (COP,CC1)
- 110 EPU INTERFACE (CC2)
- 115 SMI INTERFACE 115VAC CAB LANTERNS
- 120 AUTO LIGHT FAN CIRCUIT
- 125 LOAD WEIGHT CIRCUIT
- 130 SMI-POS1 STANDARD PI INTERFACE
- 140 CONTROLLER POWER SUPPLY
- 150 24VDC HALL CALL-SMI BOARD INTERFACE
- 152 HALL CALL INTERFACE ON REMOTE GROUP ENCLOSURE
- 154 24VDC HALL CALL-SMI BOARD INTERFACE
- 155 24VDC IR CALL-SMI BOARD INTERFACE
- 170 CAR TO GROUP POWER
- 180 CAR TO GROUP HALL CALL COMMUNICATIONS
- 190 CAR TO GROUP COMMUNICATIONS
- 200 EMERGENCY POWER CIRCUITRY
- 210 FIRE CONTROL
- 220 FUTURA GAL DOOR OPERATOR INTERFACE (FRONT)
- 230 FUTURA PANEL LAYOUT (CARS 1,2,4)
- 235 FUTURA PANEL LAYOUT (CAR 3)
- 240 TOP OF CAR BOX LAYOUT
- 250 REMOTE I/O INTERFACE
- 260 TERM. BLOCK CONFIGURATION
- 490 SYSTEM OVERVIEW






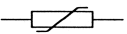



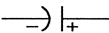





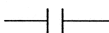
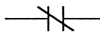



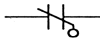






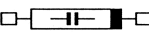
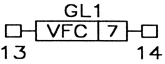
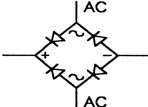

SCHEMATIC DRAWINGS

DRAWING NUM

000

COMPUTERIZED ELEVATOR CONTROL CORP.
636 11TH AVENUE NEW YORK, NEW YORK 10036 TEL. (212) 397-0606

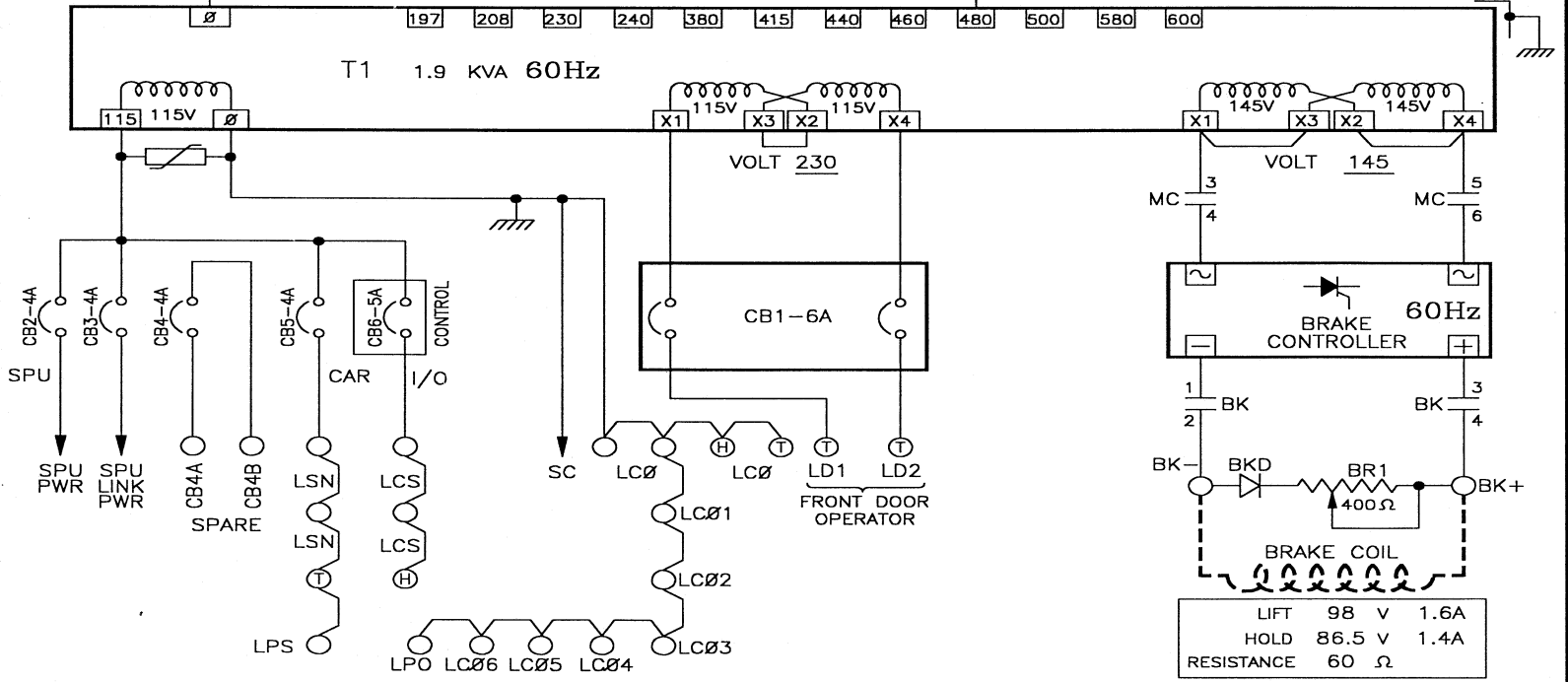
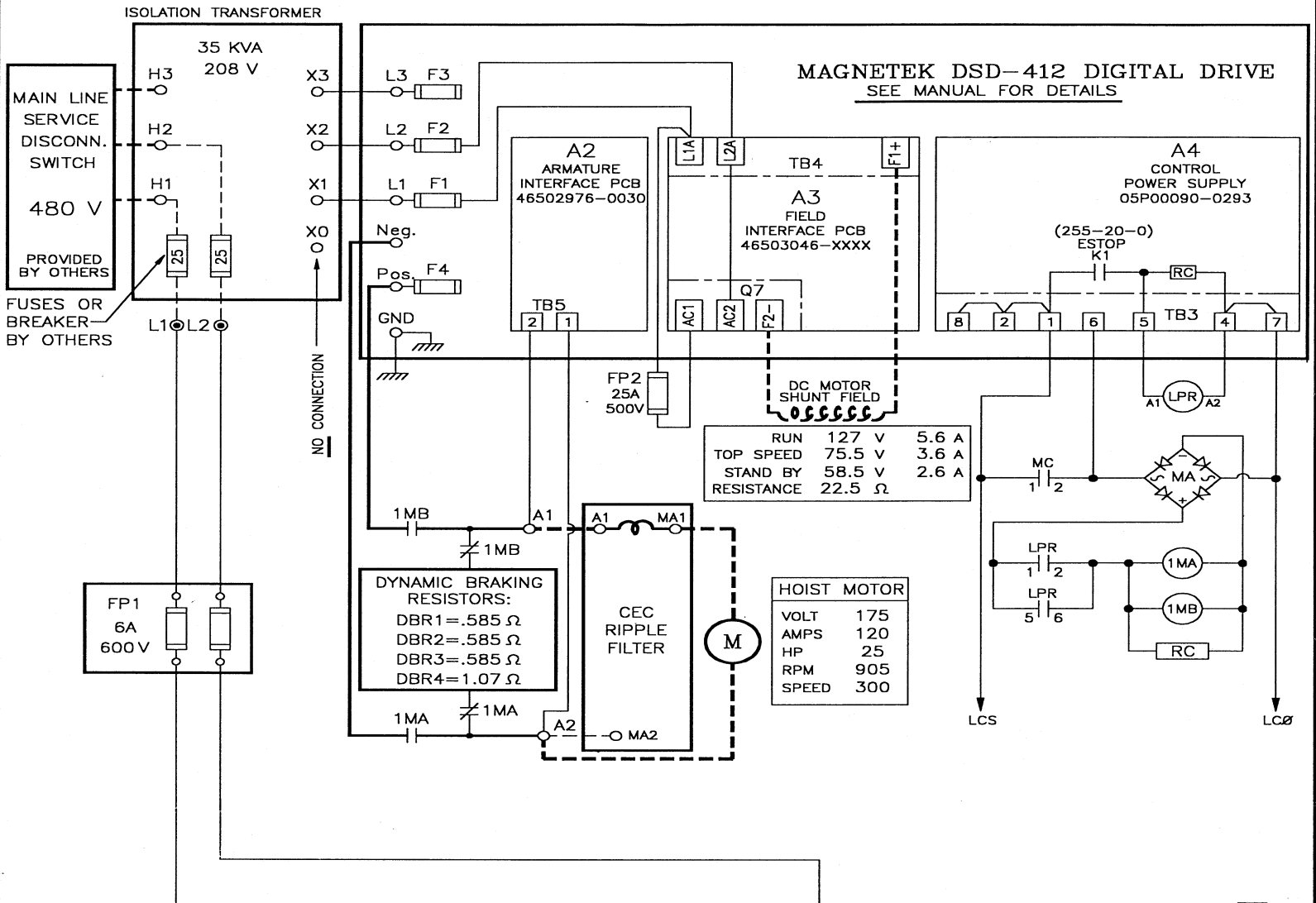
JOB NAME/LOC.: EMBASSY SQUARE SUITES WA, DC (AMTECH)			
DATE: 04/12/96	CEC JOB NO. 2989	CAR NO. 1 THRU 4	
DRAWN BY: RWH	DWG. NO. 000TITLE	REV. 11-10-94	

SYMBOL	DESCRIPTION	SYMBOL	DESCRIPTION
-----	EXTERNAL CONNECTION	Ⓢ	TOC BOX TERMINAL
○	FRONT PANEL TERMINAL LOCATION	Ⓣ	TRAVELER TERMINAL
●	REAR PANEL TERMINAL LOCATION	Ⓜ	HOISTWAY TERMINAL
	DC MOTOR FIELD OR BRAKE	Ⓧ	DOOR LOCK CONTACT
	DC MOTOR ARMATURE		AC 3 PHASE MOTOR
	INTERPOLE		DIODE
	ARC SUPPRESSOR (METAL OXIDE VARISTOR - MOV)		SCR (SILICON CONTROLLED RECTIFIER)
	RESISTOR		VARIABLE RESISTOR
	ELECTROLYTIC CAPACITOR		BUZZER
	RELAY COIL (DESIGNATION INSIDE CIRCLE)		BELL
	MOV ACROSS COIL		GROUND
	RELAY NORMALLY OPEN CONTACT		RELAY NORMALLY CLOSED CONTACT
	TIME DELAY NORMALLY OPEN CONTACT		TIME DELAY NORMALLY CLOSED CONTACT
	FUSE THE RATING IS INDICATED INSIDE (3AMP.)		ROLLER ACTUATED SWITCH
	CAM ACTUATED SWITCH (NORMALLY OPEN)		CAM ACTUATED SWITCH (NORMALLY CLOSED)
	PUSHBUTTON SWITCH (NORMALLY OPEN, SINGLE CIRCUIT)		PUSHBUTTON SWITCH (NORMALLY CLOSED, SINGLE CIRCUIT)
	INDICATOR LIGHT		
	OUTPUT MODULE TRANSISTOR OUTPUT		OUTPUT MODULE RELAY N.O. CONTACT
	INPUT MODULE "GL1" - MODULE NAME VFC - CORRESPONDING SMI BOARD	"13" - TERMINAL SCREW ON SMI BOARD "14" - TERMINAL SCREW ON SMI BOARD "7" - MODULE LOCATION ON SMI BOARD	
	BRIDGE RECTIFIER		SENSOR PART NO. 3RG40 43-6KD00

ELECTRICAL SYMBOLS

DRAWING NUM
010

USE COPPER CONDUCTORS ONLY



DSD412

POWER DISTRIBUTION

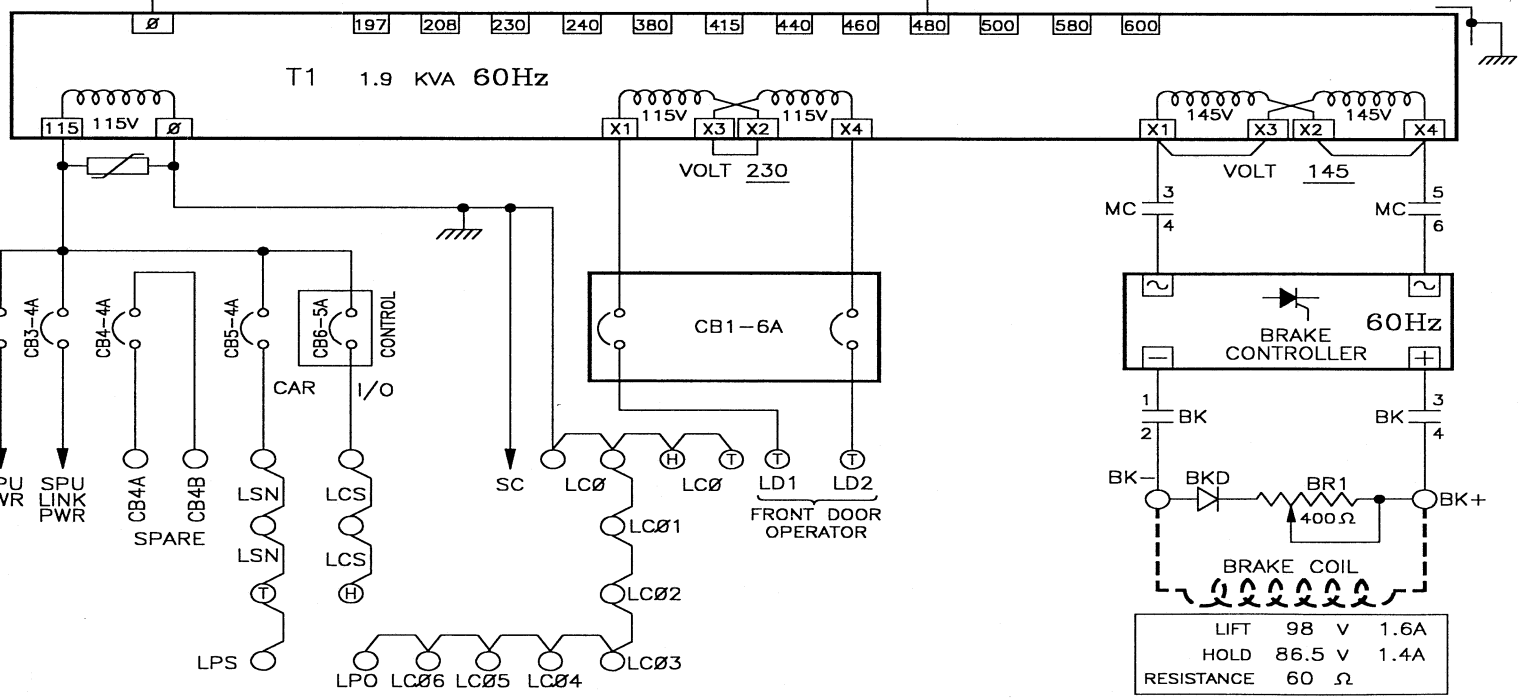
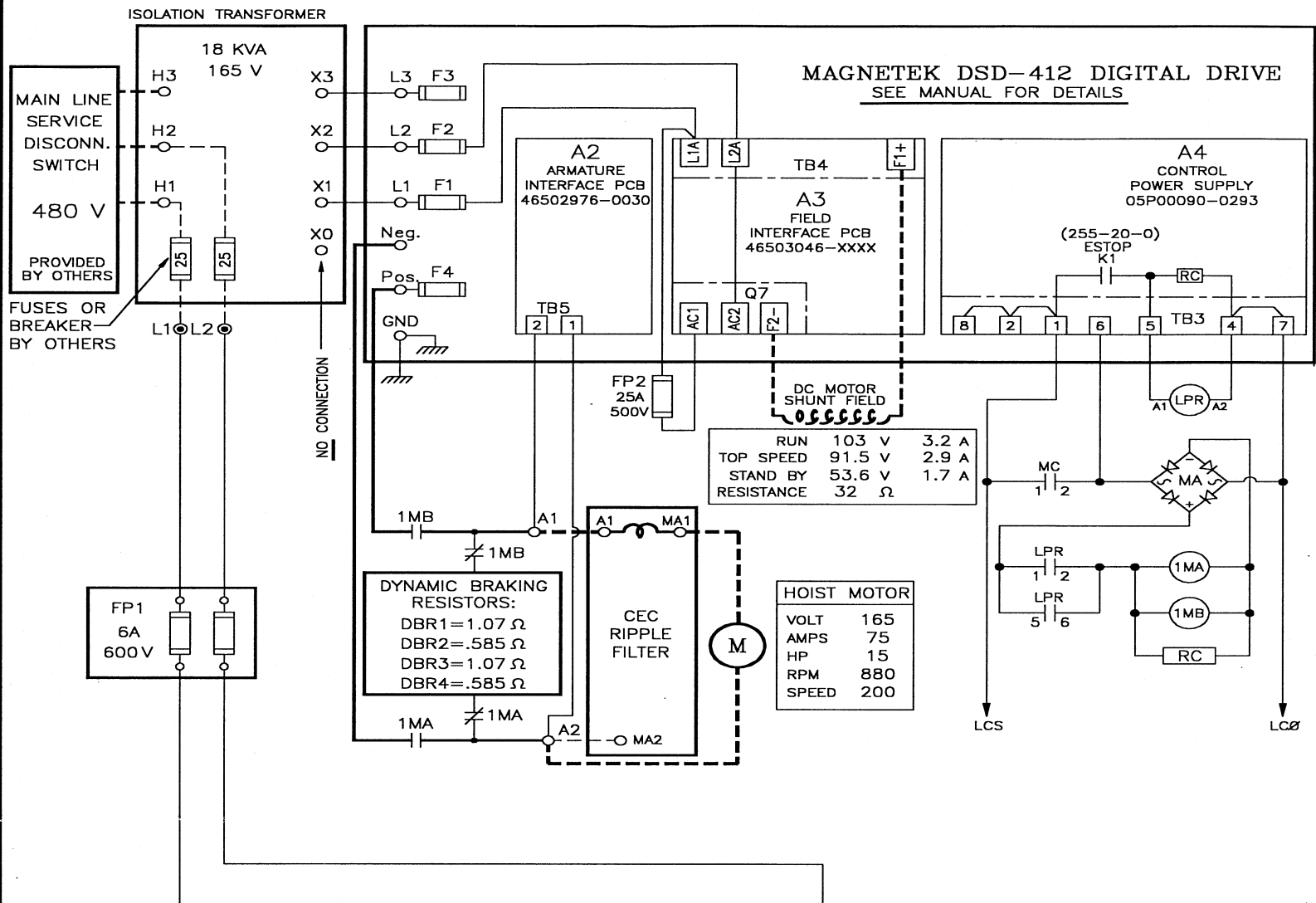
DRAWING NUM
020

COMPUTERIZED ELEVATOR CONTROL CORP.
636 11TH AVENUE NEW YORK, NEW YORK 10036 TEL. (212) 397-0606

JOB NAME/LOC.:	EMBASSY SQUARE SUITES WA, DC (AMTECH)		
DATE:	04/12/96	CEC JOB NO.	2989
DRAWN BY:	NF	DWG. NO.	020PWR
		REV.	5-30-95

04/12/96 08:23 E:\V085\2900\2989\020PWR.DWG

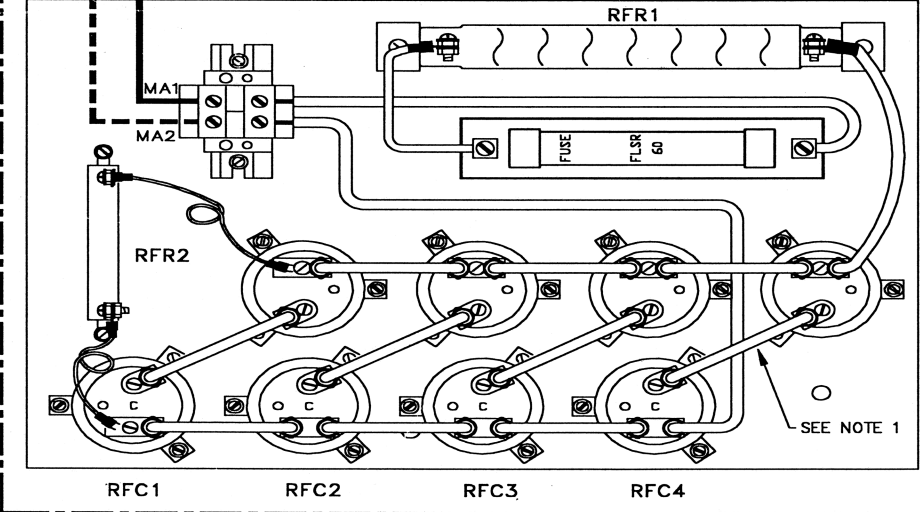
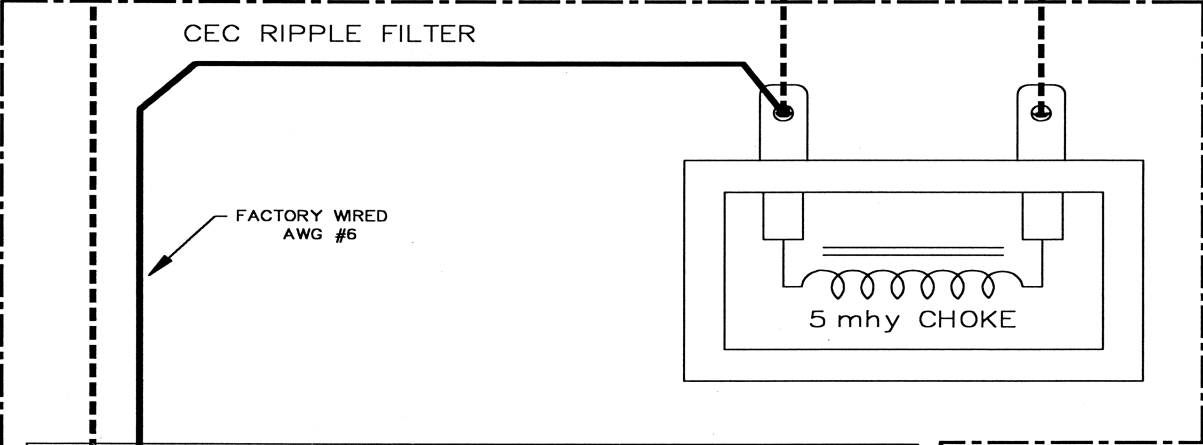
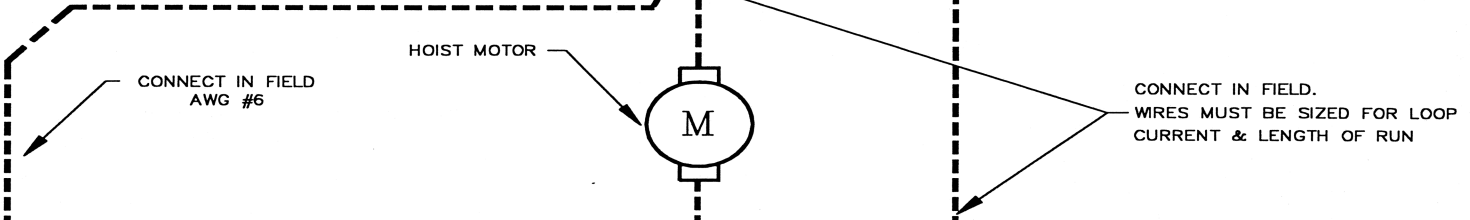
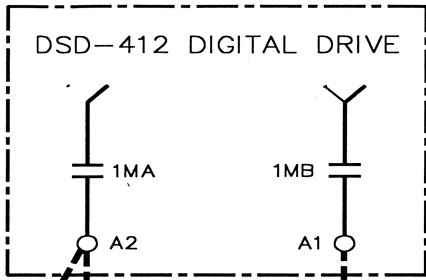
USE COPPER CONDUCTORS ONLY



DSD412	POWER DISTRIBUTION	DRAWING NUM 025
COMPUTERIZED ELEVATOR CONTROL CORP. 636 11TH AVENUE NEW YORK, NEW YORK 10036 TEL. (212) 397-0606		
JOB NAME/LOC.: EMBASSY SQUARE SUITES WA, DC (AMTECH) DATE: 04/12/96 GEC JOB NO. 2989 CAR NO. 3 DRAWN BY: NF DWG. NO. 025PWR REV. 5-30-95		

04/12/96 08:27 E:\OBES\2900\2989\025PWR.DWG

WARNING:
 ALWAYS DISCONNECT MAIN POWER
 AND DISCHARGE CAPACITORS
 BEFORE ATTEMPTING ADJUSTMENTS.



- RFR1 = .6 Ω , 375 W
- RFR2 = 2.5 KΩ , 50 W
- RFC1 - RFC4 = 400 μF, 300 VNP, EACH
- 6F = OTS-60 (ONE TIME, 60A FUSE)

- NOTES:**
1. TO ADJUST THE TOTAL CAPACITANCE OF THE FILTER, REMOVE JUMPER(S) BETWEEN SERIES CONNECTED CAPACITORS.
 2. FILTER IS FACTORY SET AT 800 μF (SEE TABLE 1)

WARNING:
 DO NOT ATTEMPT TO INCREASE TOTAL
 CAPACITANCE BEYOND THE FACTORY
 MAXIMUM SETTING OF 800 μF.

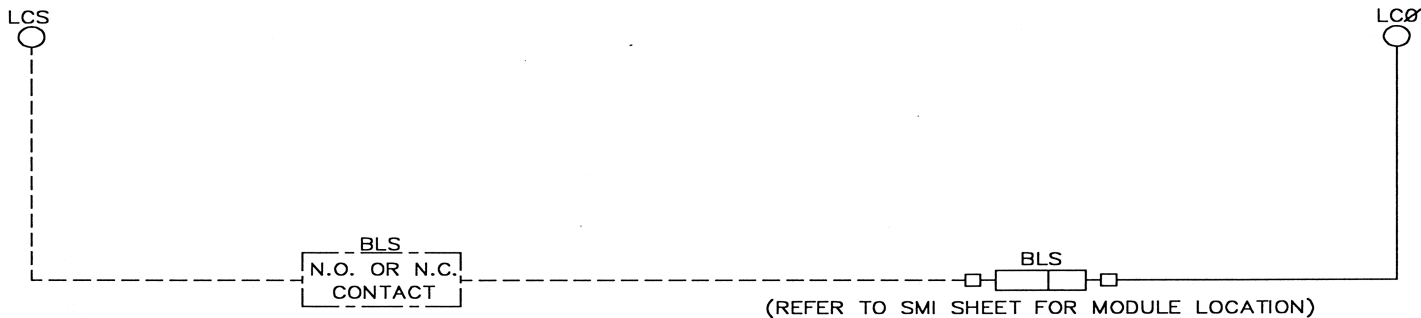
TABLE 1

CAPACITORS CONNECTED	MFD	ADJUST THE FILTER FOR THE LOWEST AC COMPONENT ACROSS THE HOIST MOTOR USING THE LEAST AMOUNT OF CAPACITANCE NECESSARY.
RFC1 → RFC4	800	MEASURE AC COMPONENT AT THE BRUSHES
RFC1 → RFC3	600	
RFC1 → RFC2	400	FULL SPEED UP & DOWN, EMPTY OR FULL LOAD
RFC1	200	

RIPPLE FILTER WIRING DIAGRAM

DRAWING NUM
 030

04/12/96 08:37 E:\V0305\2900\2989\03ORIPFT.DWG



NOTES:

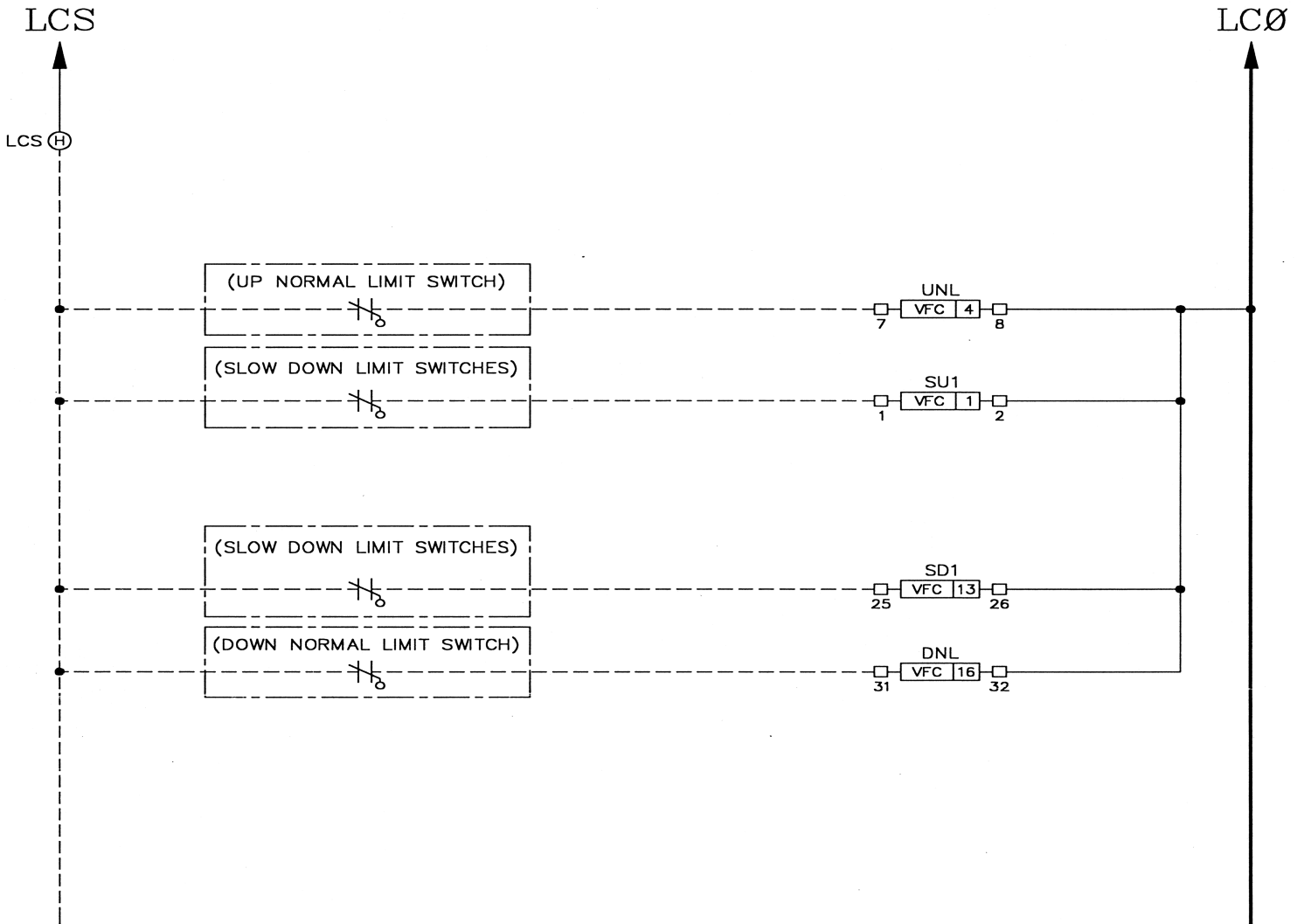
IF BRAKE CONTACT IS AVAILABLE:

1. CHECK BRAKE CONTACT IS OPENED OR CLOSED WHEN BRAKE IS SET (OR BRAKE IS LIFTED).
 IF IT IS OPENED, SET CSW8 BIT 4 (BITS8,4).
 IF IT IS CLOSED, RESET CSW8 BIT 4 (BITR8,4).
2. RESET CSW8 BIT 3. (BITR8,3).

IF BRAKE CONTACT IS NOT AVAILABLE:

1. SET CSW8 BIT 3. (BITS8,3).

ALL	BRAKE LIFT SWITCH CIRCUIT	DRAWING NUM 045
COMPUTERIZED ELEVATOR CONTROL CORP. 636 11TH AVENUE NEW YORK, NEW YORK 10036 TEL. (212) 397-0606		JOB NAME/LOC.: EMBASSY SQUARE SUITES WA, DC (AMTECH) DATE: 04/12/96 CEC JOB NO. 2989 CAR NO. 1 THRU 4 DRAWN BY: NF DWG. NO. 045BLS REV. 2-8-95



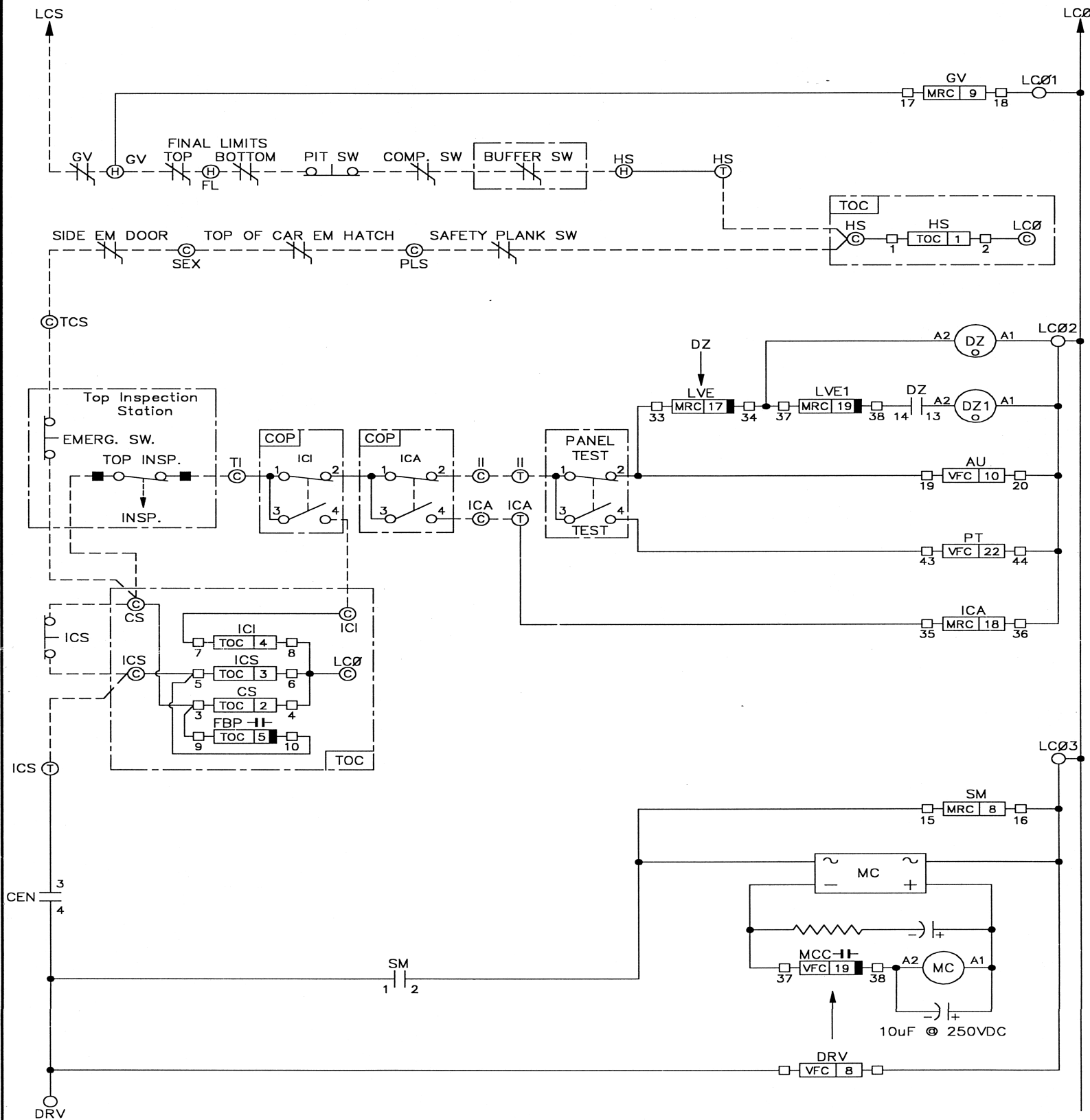
HOISTWAY TERMINAL LIMITS WITH SHAFT LIMITS

DRAWING NUM
050

COMPUTERIZED ELEVATOR CONTROL CORP.
636 11TH AVENUE NEW YORK, NEW YORK 10036 TEL. (212) 397-0606

JOB NAME/LOC.:	EMBASSY SQUARE SUITES WA, DC (AMTECH)
DATE:	04/12/96
DRAWN BY:	NF
CEC JOB NO.	2989
DWG. NO.	050HTL
CAR NO.	1 THRU 4
REV.	6-9-94

USE COPPER CONDUCTORS ONLY



DSD412

RELAY CONTROLLER W/TOC BOX (SECTION A)

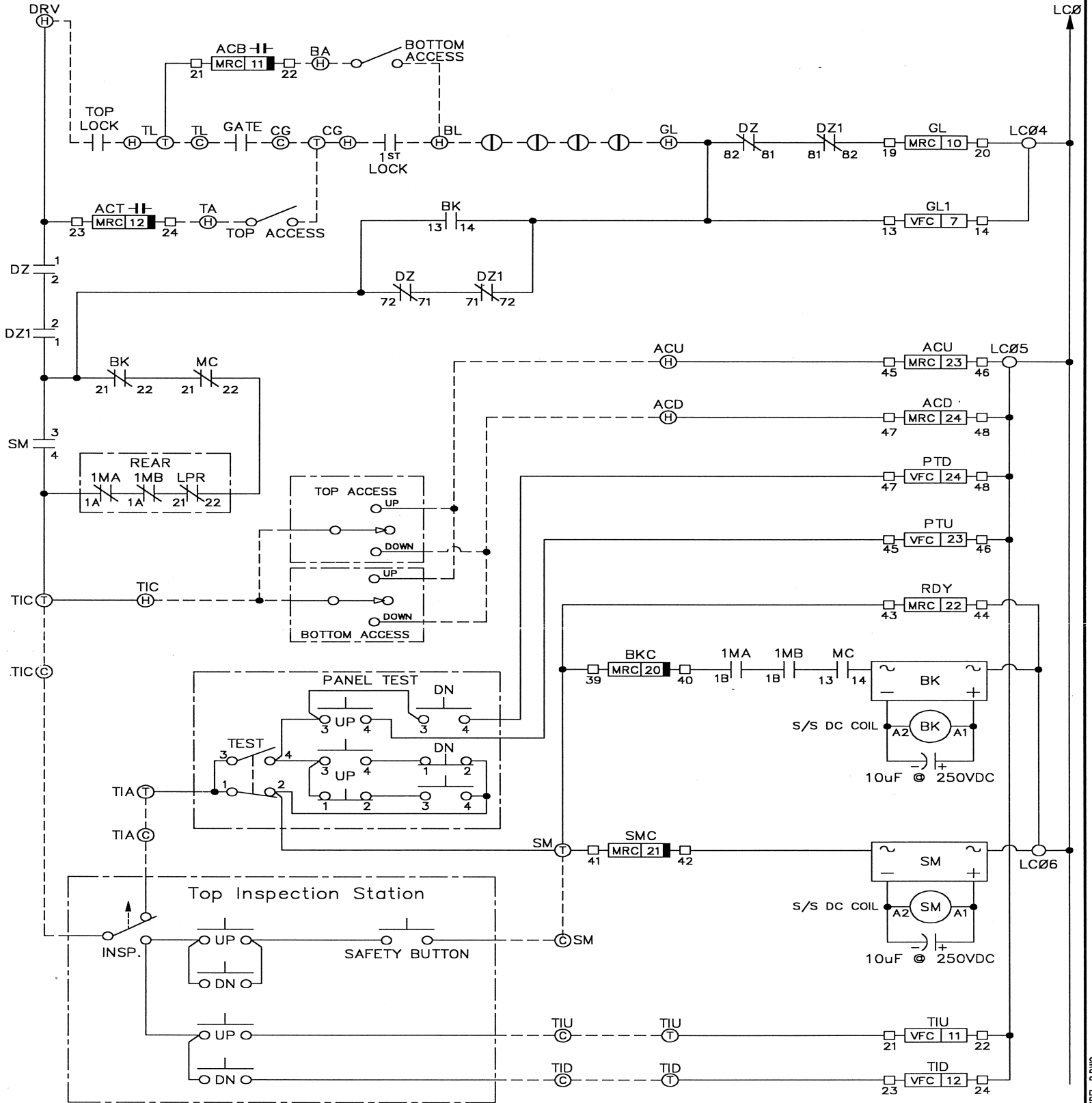
DRAWING NUM
065

COMPUTERIZED ELEVATOR CONTROL CORP.
636 11TH AVENUE NEW YORK, NEW YORK 10036 TEL. (212) 397-0606

JOB NAME/LOC.:	EMBASSY SQUARE SUITES WA, DC (AMTECH)		
DATE:	04/12/96	CEC JOB NO.	2989
		CAR NO.	1 THRU 4
DRAWN BY:	NF	DWG. NO.	065REL-A
		REV.	3-9-95

04/12/96 08:41 E:\JOBS\2900\2989\065REL-A.DWG

USE COPPER CONDUCTORS ONLY



DSD412

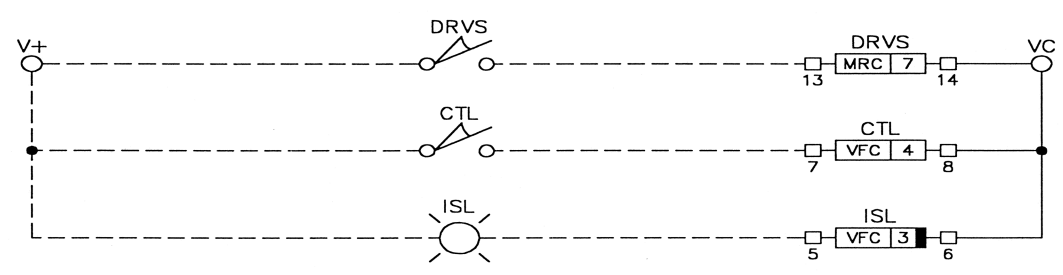
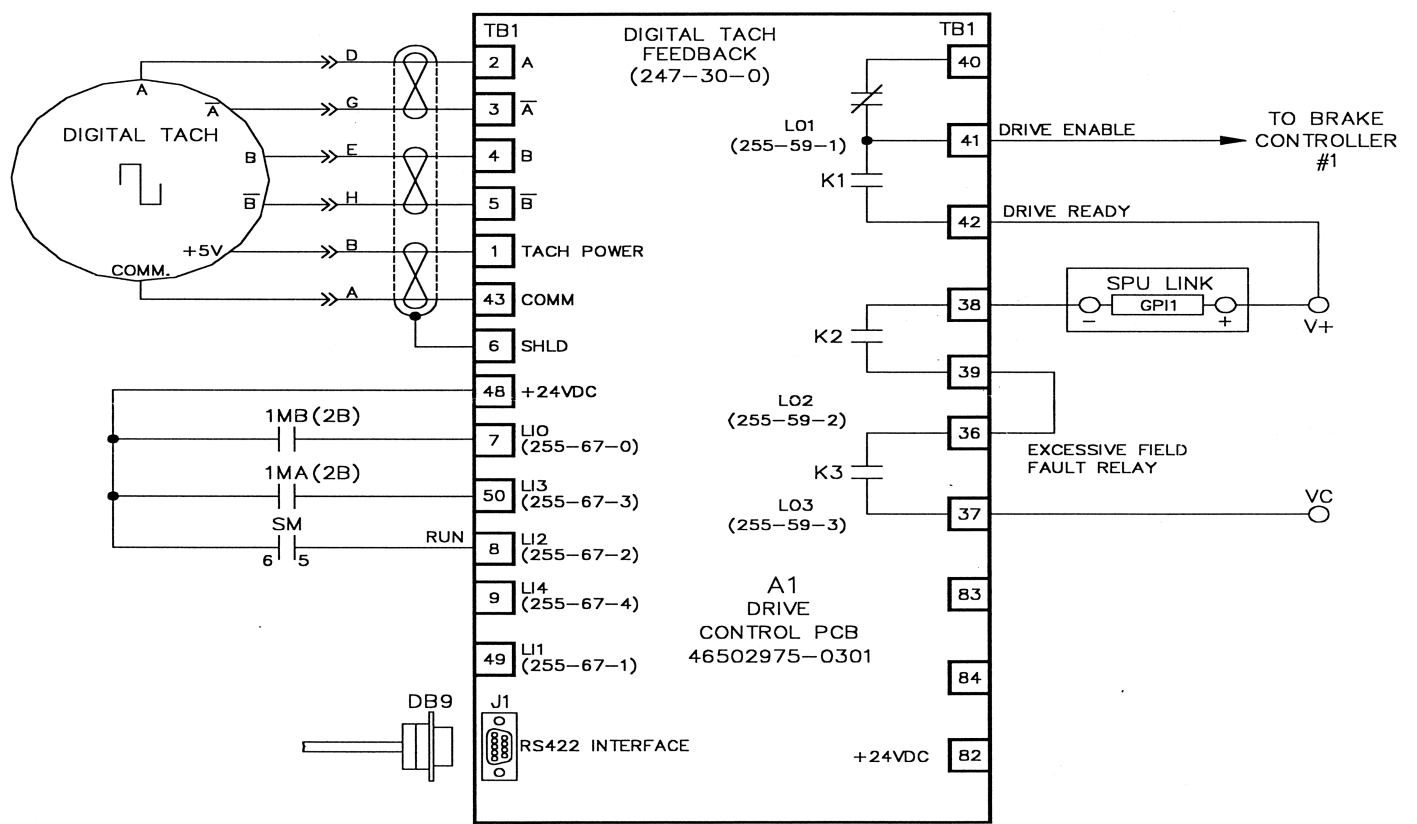
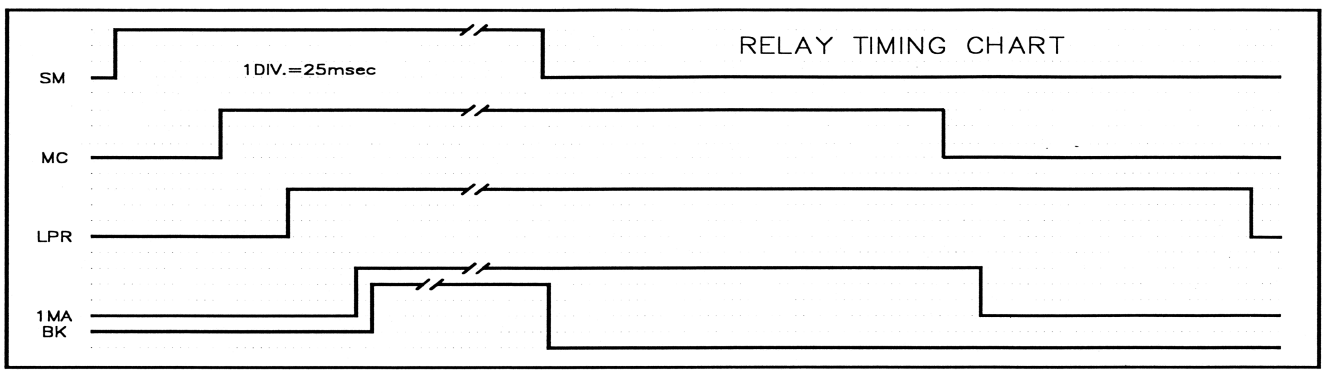
RELAY CONTROLLER W/TOC (SECTION B)

DRAWING NUM
066

COMPUTERIZED ELEVATOR CONTROL CORP.
636 11TH AVENUE NEW YORK, NEW YORK 10036 TEL. (212) 397-0606

JOB NAME/LOC.: EMBASSY SQUARE SUITES WA, DC (AMTECH)	DATE: 04/12/96	CEC JOB NO. 2989	CAR NO. 1 THRU 4
DRAWN BY: NF	DWG. NO. 066REL-B	REV. 3-2-95	

04/12/96 06:42 E:\V06RS\2900\2989\066REL-B.DWG



DSD412

DRIVE LOGIC INTERFACE

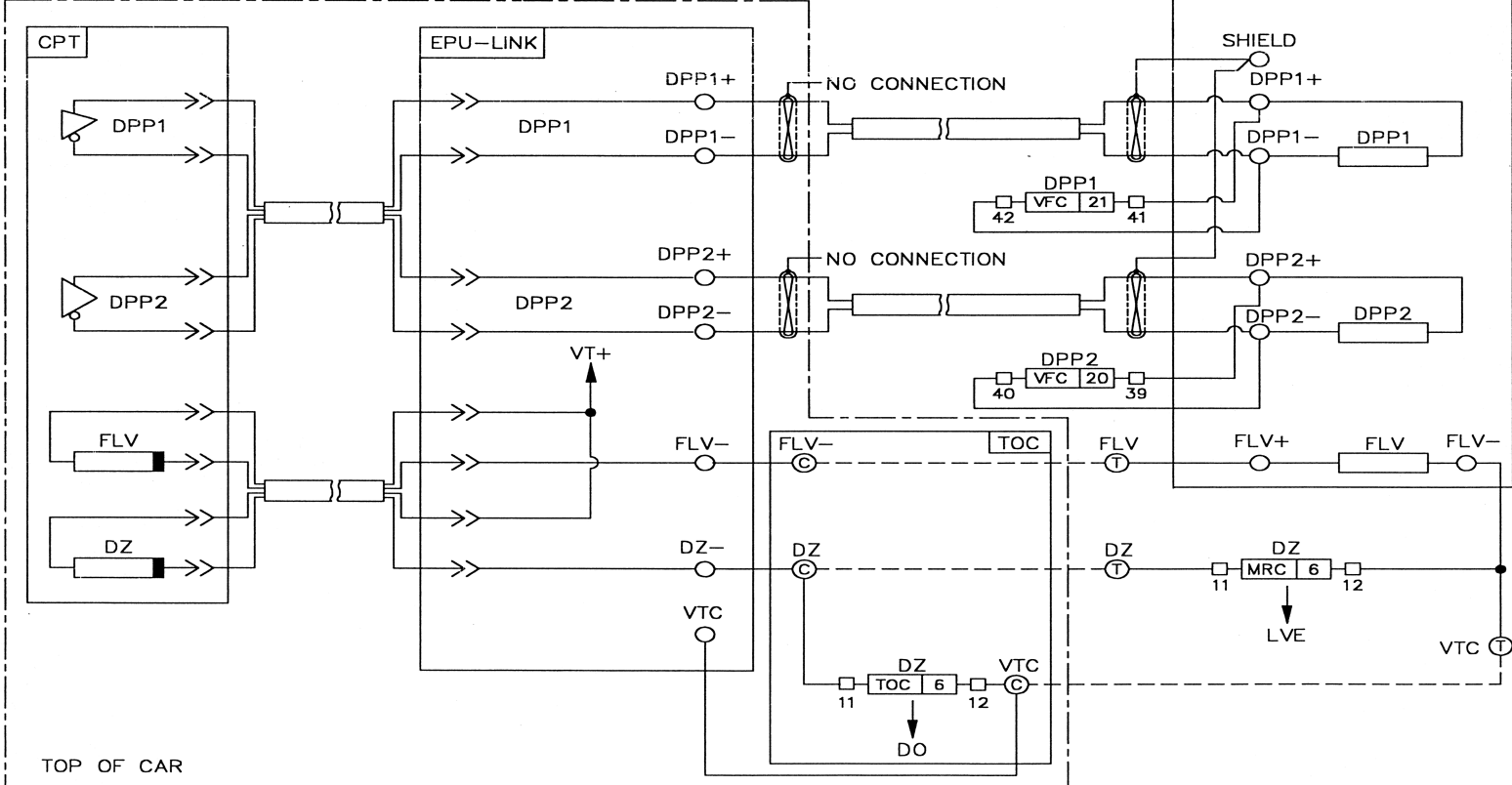
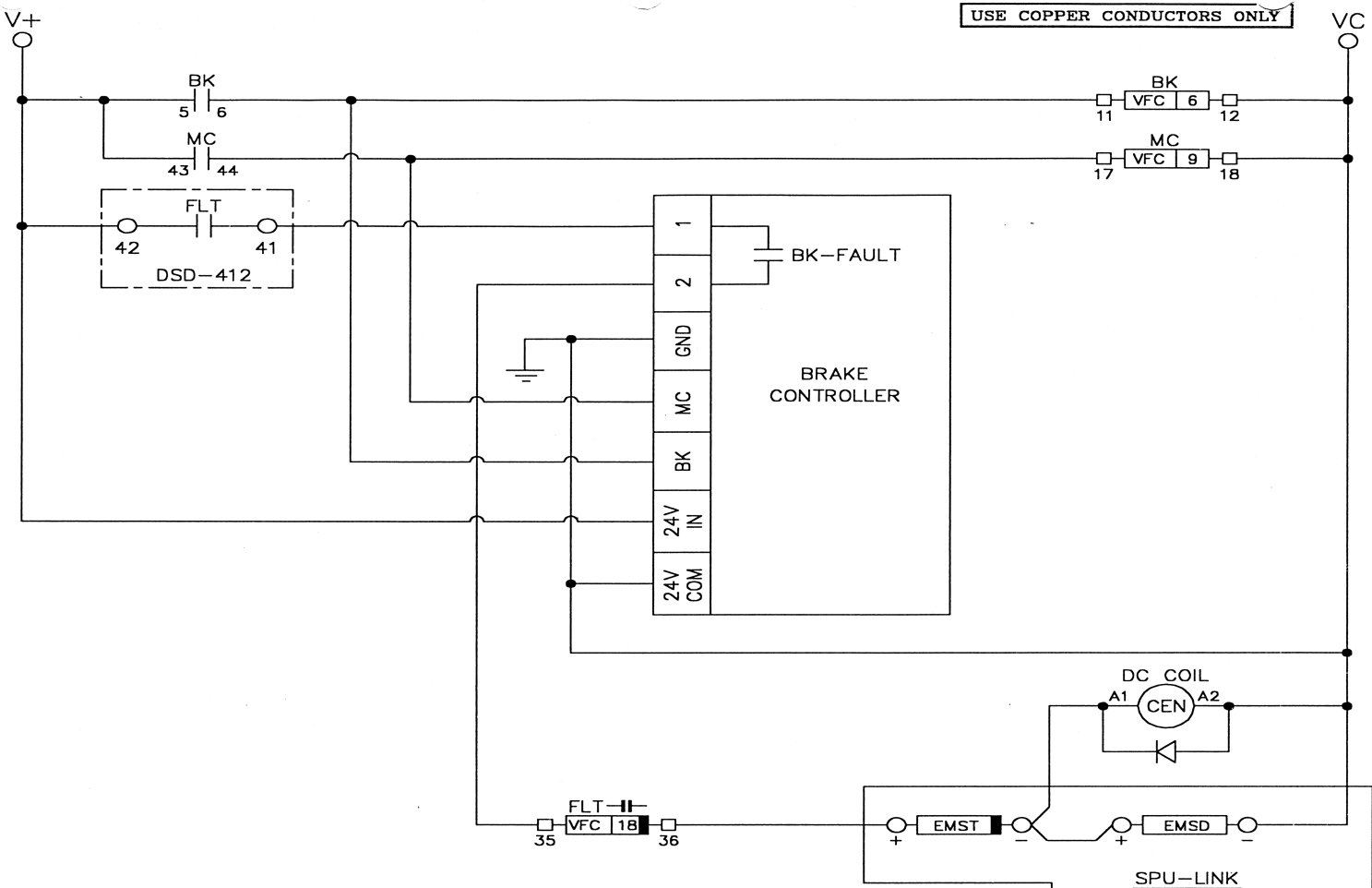
DRAWING NUM
070

COMPUTERIZED ELEVATOR CONTROL CORP.
636 11TH AVENUE NEW YORK, NEW YORK 10036 TEL. (212) 397-0606

JOB NAME/LOC.: EMBASSY SQUARE SUITES WA, DC (AMTECH)	DATE: 04/12/96	CEC JOB NO. 2989	CAR NO. 1 THRU 4
DRAWN BY: NF	DWG. NO. 070DRVLG	REV. 3-21-95	

04/15/96 15:34 E:\V05S\2989\070DRVLG.DWG

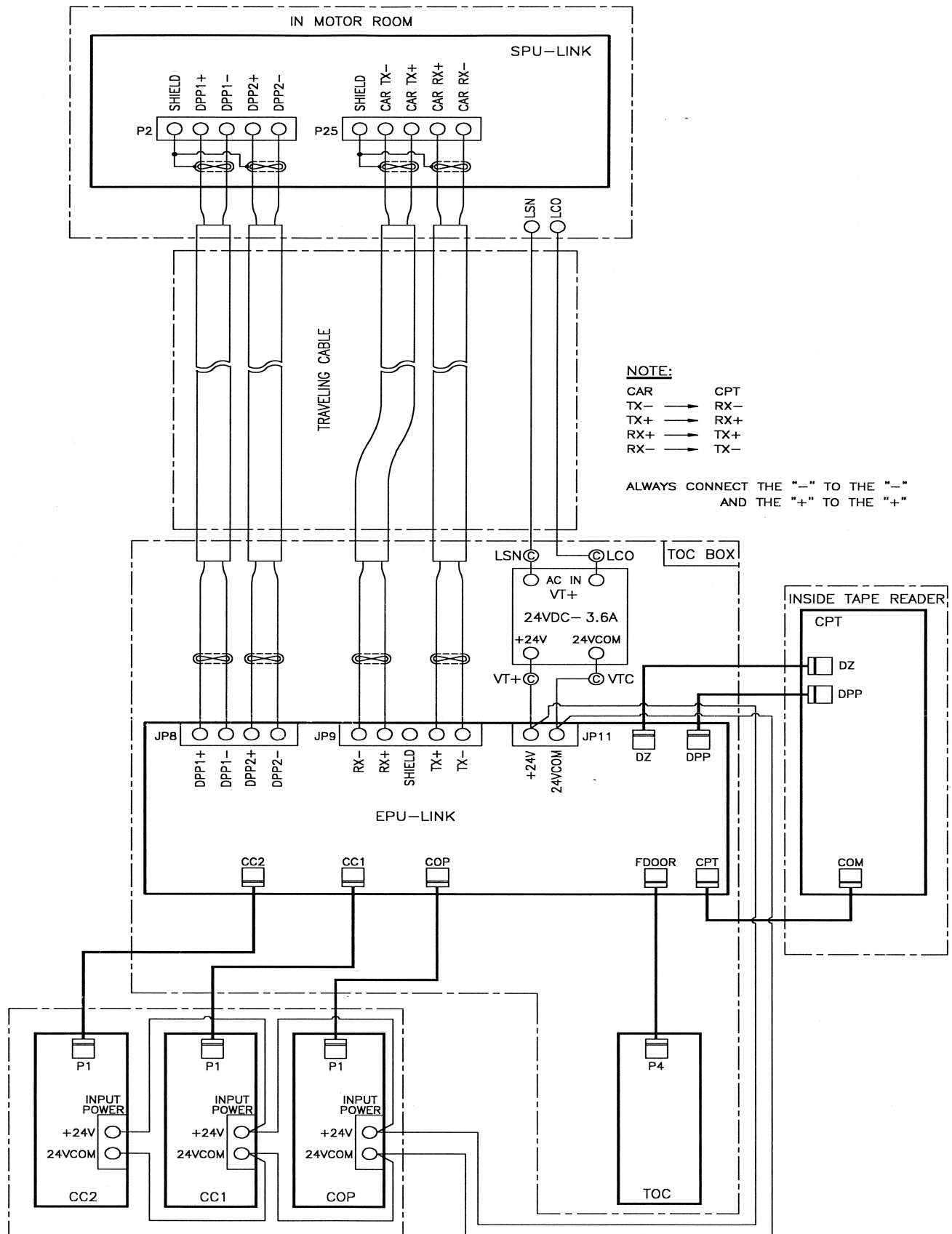
USE COPPER CONDUCTORS ONLY



NOTE: FOR MODULE LOCATION REFER TO SMI.

DSD412 MICRO CONTROLLER SYSTEM INTERFACE (WITH TOC BOX)		DRAWING NUM 080
COMPUTERIZED ELEVATOR CONTROL CORP.		JOB NAME/LOC.: EMBASSY SQUARE SUITES WA, DC (AMTECH)
636 11TH AVENUE NEW YORK, NEW YORK 10036 TEL. (212) 397-0606		DATE: 04/12/96 CEC JOB NO. 2989 CAR NO. 1 THRU 4
		DRAWN BY: NF DWG. NO. 080MCSI REV. 3-21-95

04/12/96 08:45 E:\V085\2900\2989\080MCSI.DWG



NOTE:

- CAR CPT
- TX- RX-
- TX+ RX+
- RX+ TX+
- RX- TX-

ALWAYS CONNECT THE "-" TO THE "-"
AND THE "+" TO THE "+"

TOP OF CAR SERIAL COMM LINK (TYPE 1 TAPE READER)

DRAWING NUM
090

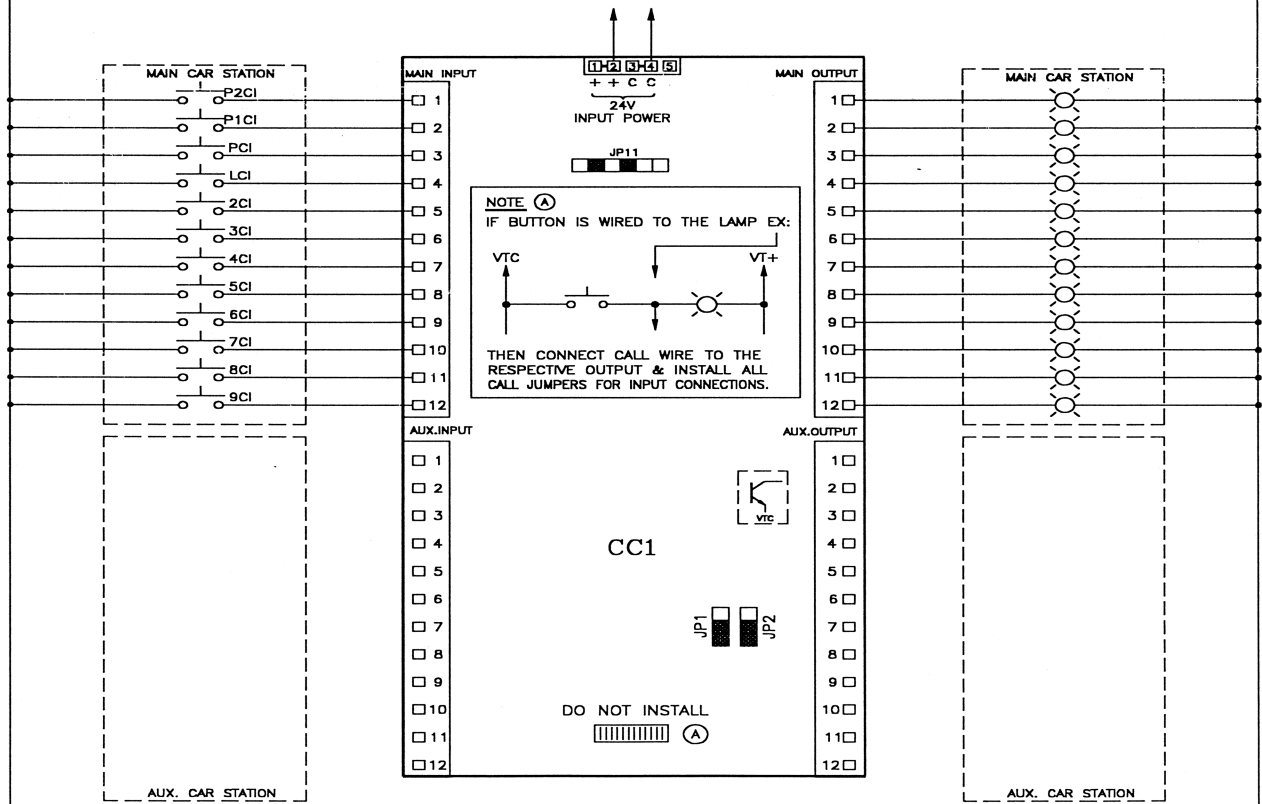
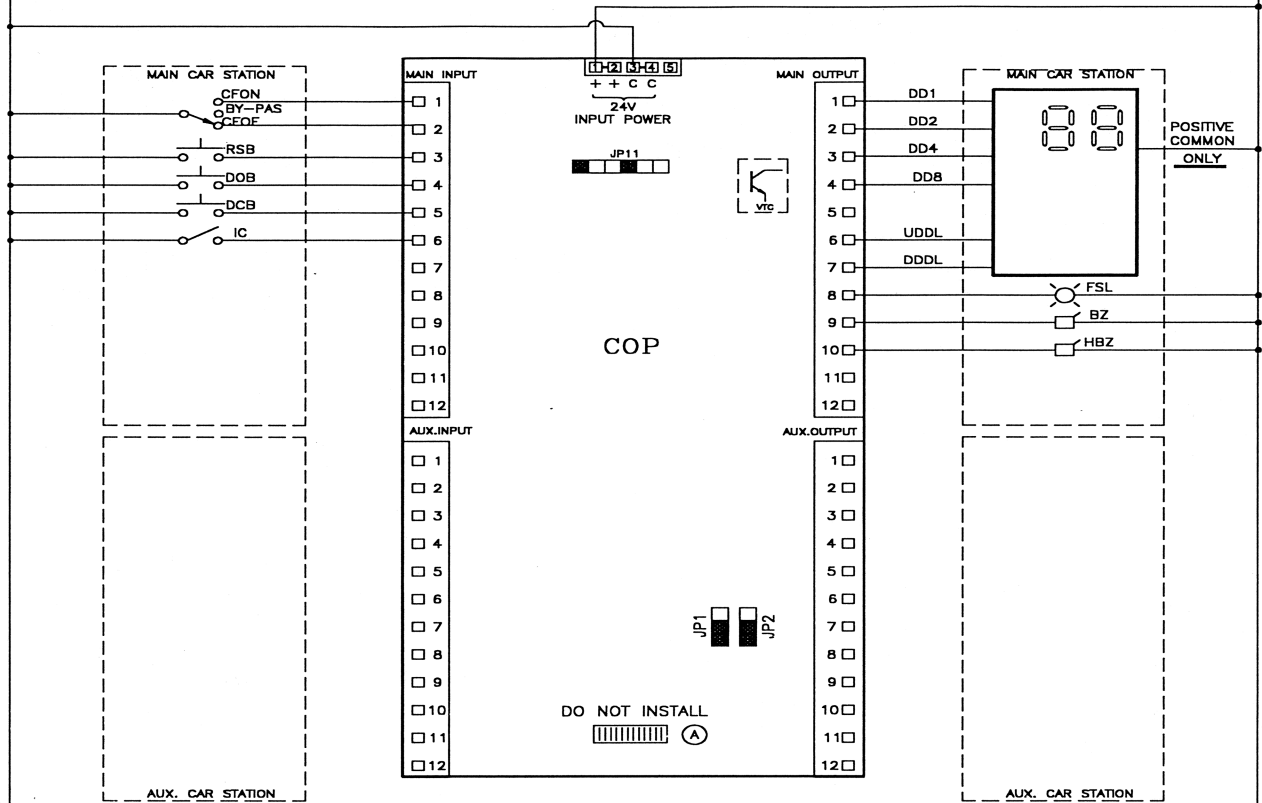
COMPUTERIZED ELEVATOR CONTROL CORP.
636 11TH AVENUE NEW YORK, NEW YORK 10036 TEL. (212) 397-0606

JOB NAME/LOC.: EMBASSY SQUARE SUITES WA, DC (AMTECH)	DATE: 04/12/96	CEC JOB NO. 2989	CAR NO. 1 THRU 4
DRAWN BY: NF	DWG. NO. 090TOCSC	REV. 7-19-95	

VTC

24VDC ONLY

+24VDC
VT+



REFER TO SMI SHEETS FOR I/O LOCATION AND FLOOR MARKING

EPU INTERFACE

CEC PART#
100

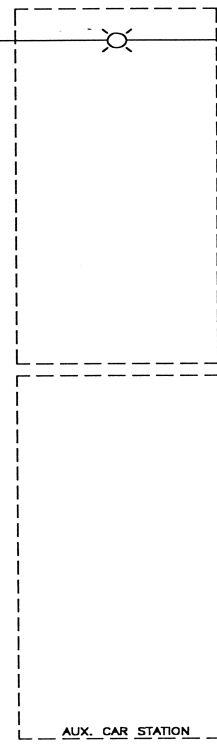
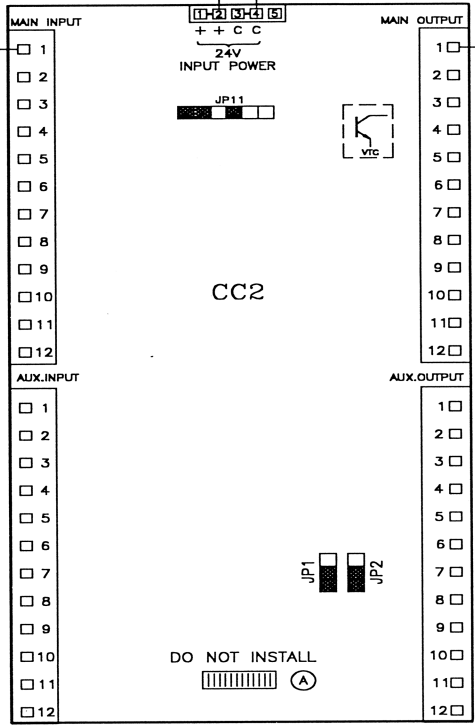
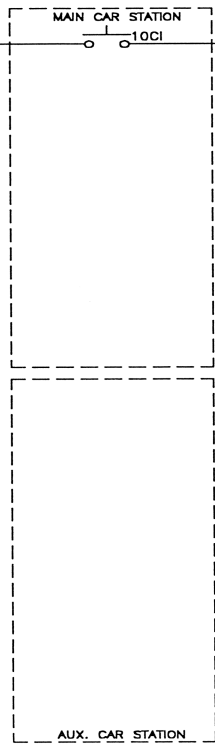
COMPUTERIZED ELEVATOR CONTROL CORP.
636 11TH AVENUE NEW YORK, NEW YORK 10036 TEL. (212) 397-0606

JOB NAME/LOC.: EMBASSY SQUARE SUITES WA, DC (AMTECH)	DATE: 04/12/96	CEC JOB NO. 2989	CAR NO. 1 THRU 4
DRAWN BY: SF	DWG. NO. 100EPU1	REV. 3-95	

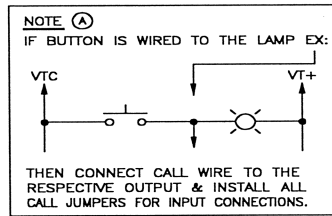
VTC

24VDC ONLY

+24VDC
VT+



REFER TO SMI SHEETS FOR I/O LOCATION AND FLOOR MARKING



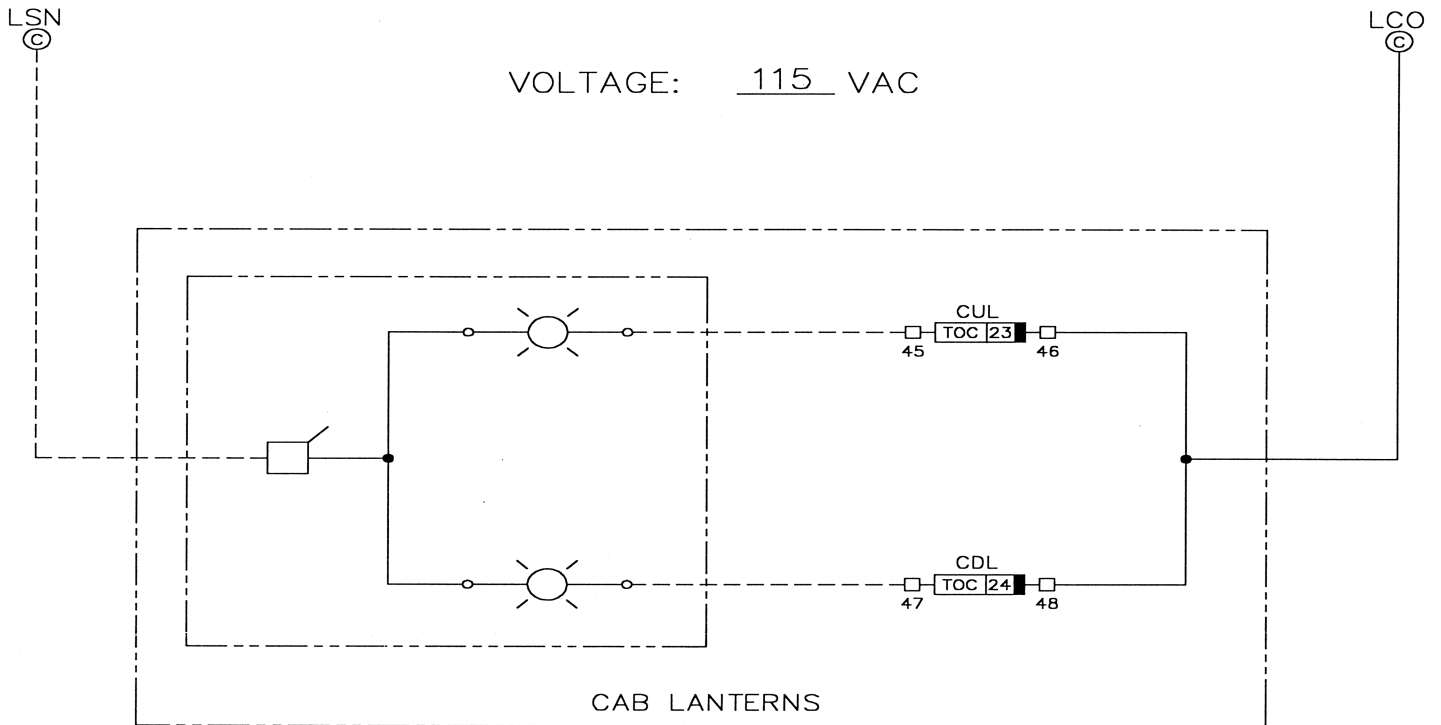
EPU INTERFACE

CEC PART#

110

COMPUTERIZED ELEVATOR CONTROL CORP.
636 11TH AVENUE NEW YORK, NEW YORK 10036 TEL. (212) 397-0606

JOB NAME/LOC.:	EMBASSY SQUARE SUITES WA, DC (AMTECH)
DATE:	04/12/96
CEC JOB NO.	2989
CAR NO.	1 THRU 4
DRAWN BY:	SF
DWG. NO.	110EPU
REV.	3-95



NOTE: FOR MODULE LOCATION REFER TO SMI.

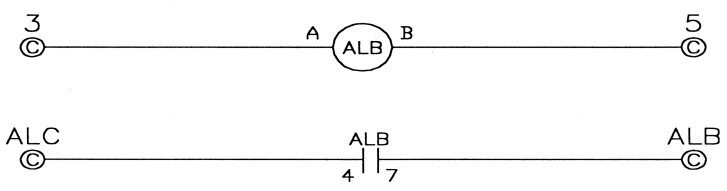
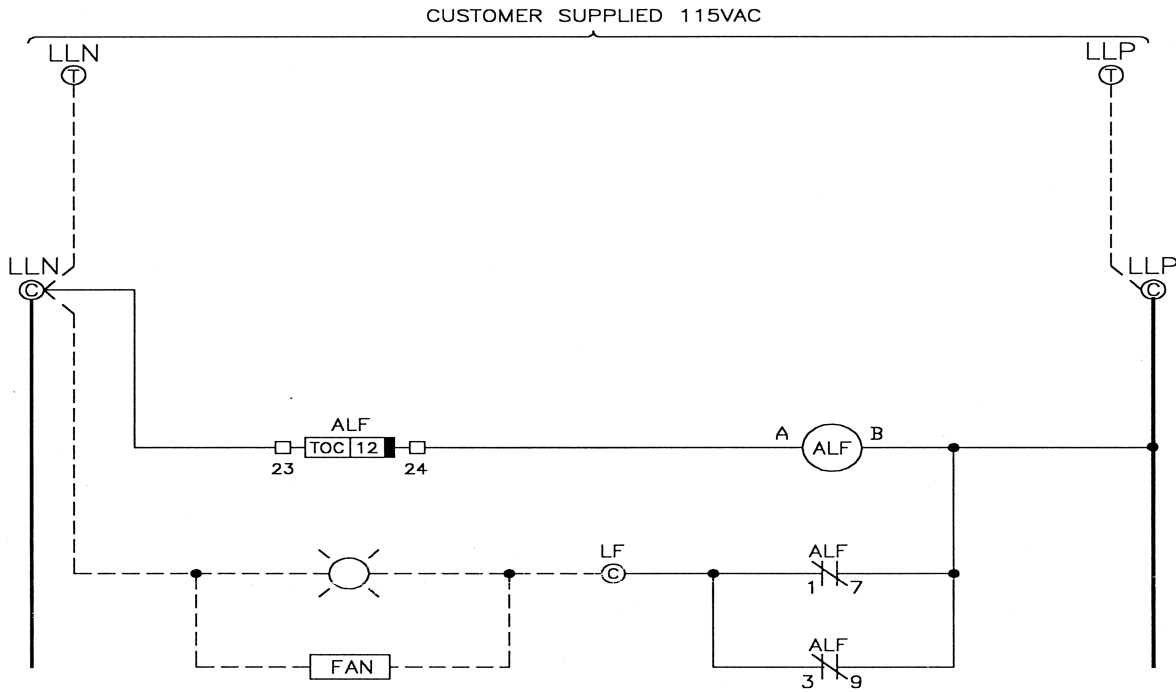
SMI INTERFACE 115VAC CAB LANTERNS

DRAWING NUM
115

COMPUTERIZED ELEVATOR CONTROL CORP.
636 11TH AVENUE NEW YORK, NEW YORK 10036 TEL. (212) 397-0606

JOB NAME/LOC.: EMBASSY SQUARE SUITES WA, DC (AMTECH)		
DATE: 04/12/96	CEC JOB NO. 2989	CAR NO. 1 THRU 4
DRAWN BY: NF	DWG. NO. 115CABL N	REV. 12-14-94

06/05/96 08:54: E:\JOBS\2900\2989\115CABL.N.DWG



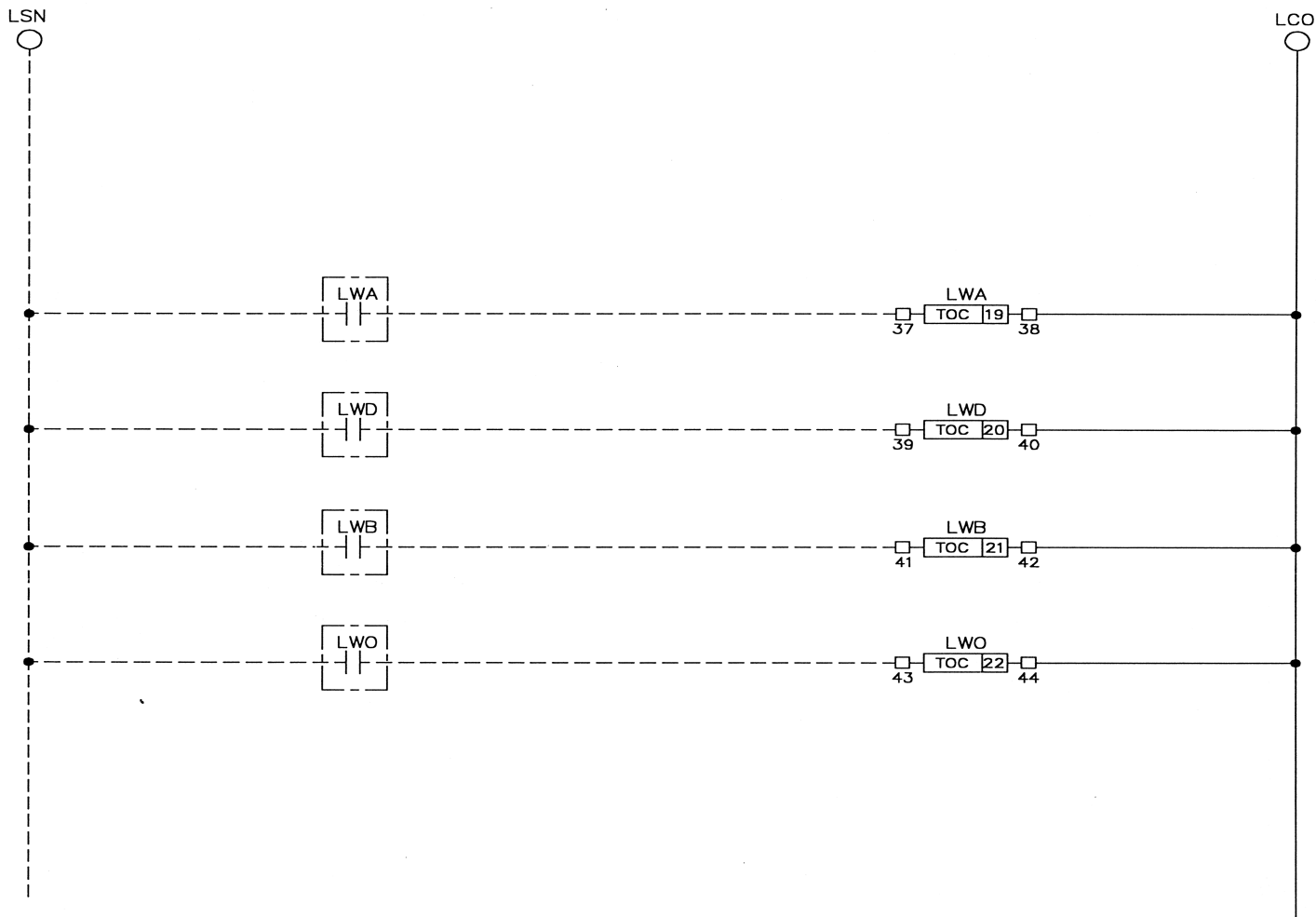
AUTO LIGHT FAN CIRCUIT

DRAWING NUM
120

COMPUTERIZED ELEVATOR CONTROL CORP.
636 11TH AVENUE NEW YORK, NEW YORK 10036 TEL. (212) 397-0606

JOB NAME/LOC.: EMBASSY SQUARE SUITES WA, DC (AMTECH)	DATE: 04/12/96	CEC JOB NO. 2989	CAR NO. 1 THRU 4
DRAWN BY: CAD	DWG. NO. 120ALF	REV. 12-20-94	

04/12/96 10:49 E:\JOBS\2900\2989\120ALF.DWG



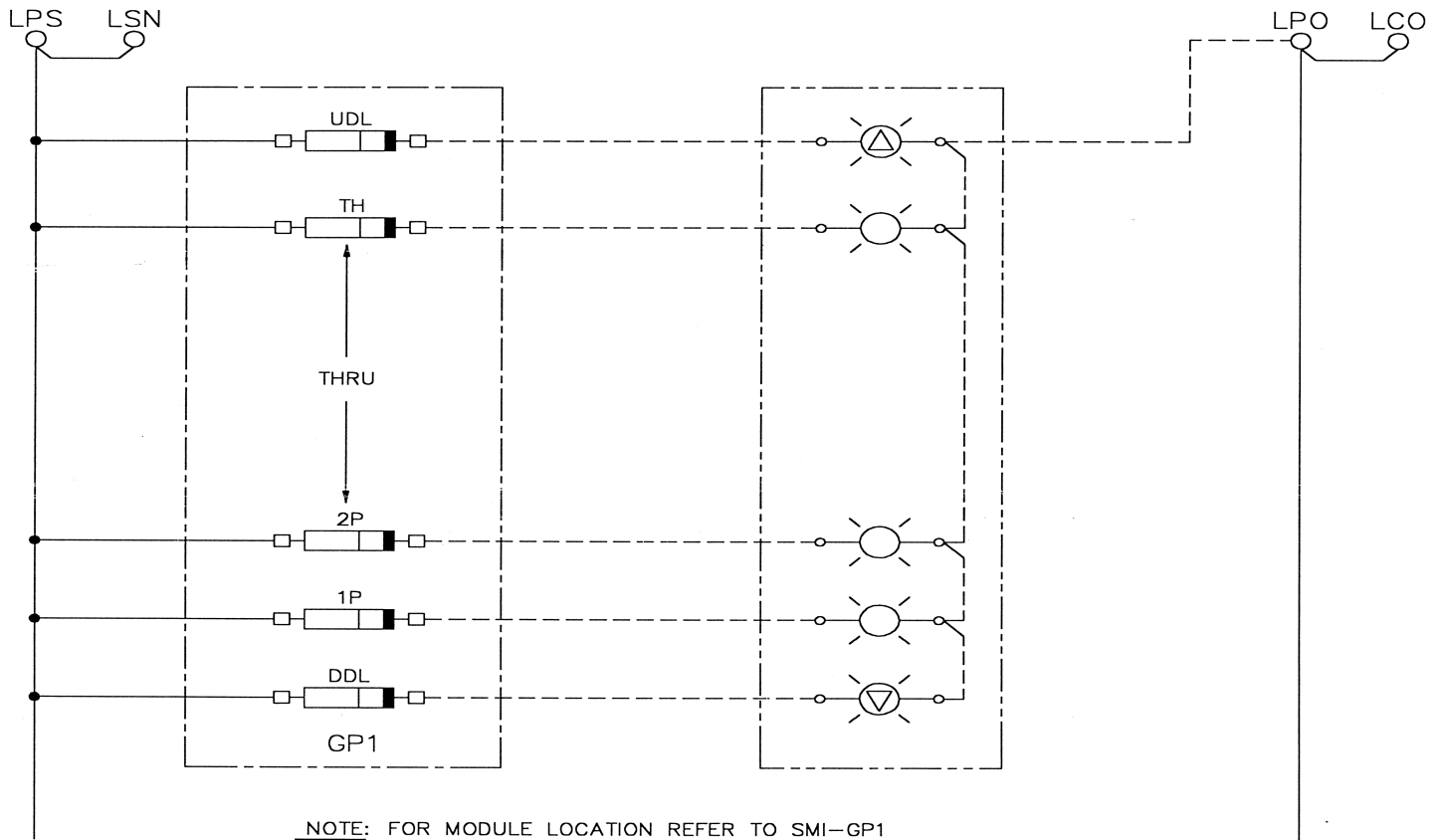
LOAD WEIGHT CIRCUIT

DRAWING NUM
125

COMPUTERIZED ELEVATOR CONTROL CORP.
636 11TH AVENUE NEW YORK, NEW YORK 10036 TEL. (212) 397-0606

JOB NAME/LOC.: EMBASSY SQUARE SUITES WA, DC (AMTECH)	DATE: 04/12/96	CEC JOB NO. 2989	CAR NO. 1 THRU 4
DRAWN BY: NF	DWG. NO. 125LOADW	REV. 2-24-95	

VOLTAGE: 115 VAC



NOTE: FOR MODULE LOCATION REFER TO SMI-GP1

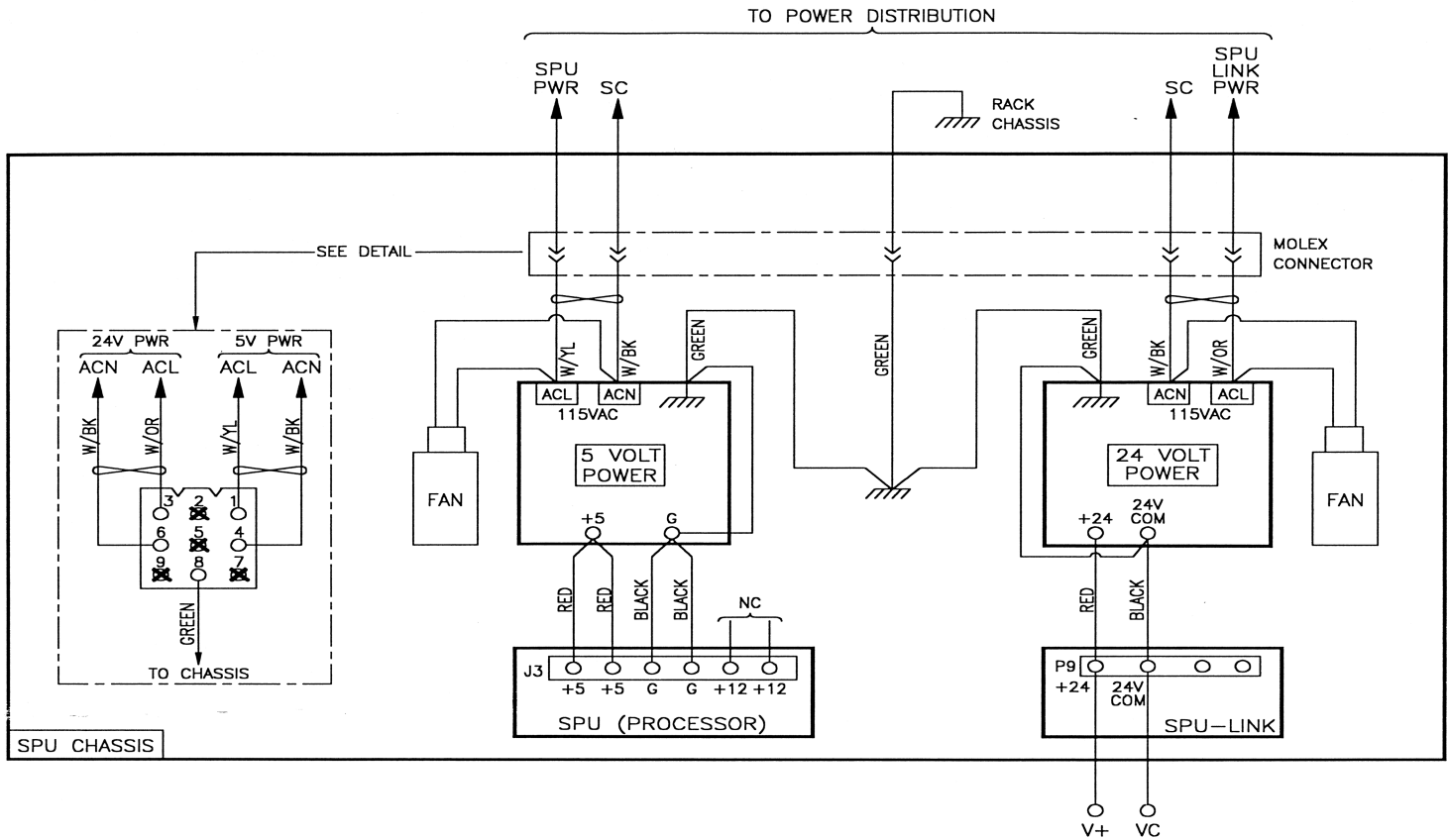
SMI-GP1 STANDARD PI INTERFACE

DRAWING NUM
130

COMPUTERIZED ELEVATOR CONTROL CORP.
636 11TH AVENUE NEW YORK, NEW YORK 10036 TEL. (212) 397-0606

JOB NAME/LOC.: EMBASSY SQUARE SUITES WA, DC (AMTECH)	DATE: 04/12/96	CEC JOB NO. 2989	CAR NO. 1 THRU 4
DRAWN BY: SF	DWG. NO. 130POSIT	REV. 8-1-94	

CAR POWER SUPPLY



CONTROLLER POWER SUPPLY

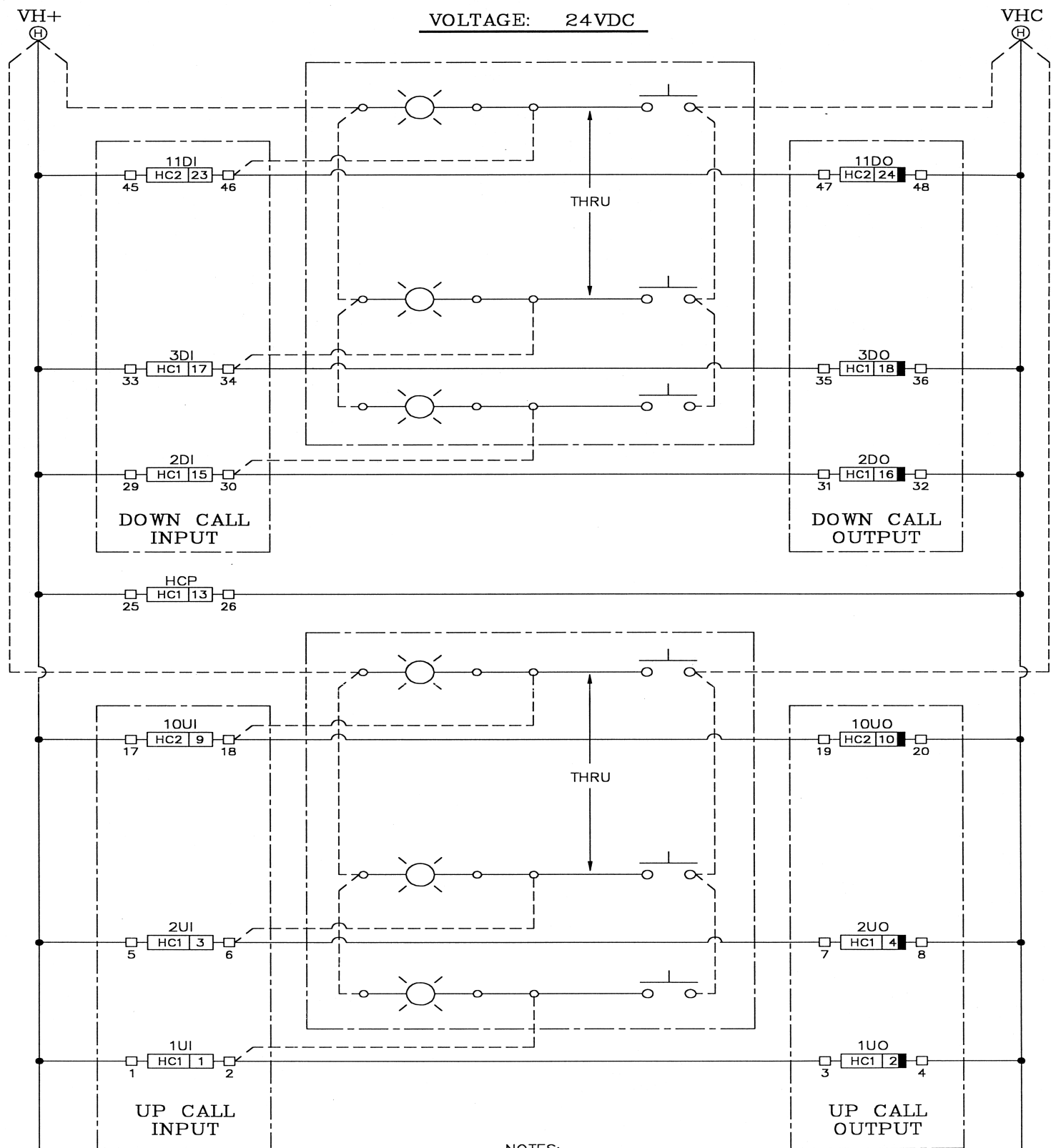
DRAWING NUM
140

COMPUTERIZED ELEVATOR CONTROL CORP.
636 11TH AVENUE NEW YORK, NEW YORK 10036 TEL. (212) 397-0606

JOB NAME/LOC.: EMBASSY SQUARE SUITES WA, DC (AMTECH)	DATE: 04/12/96	CEC JOB NO. 2989	CAR NO. 1 THRU 4
DRAWN BY: NF	DWG. NO. 140SPUPS	REV.	

USE COPPER CONDUCTORS ONLY

VOLTAGE: 24VDC



NOTES:

HC BOARDS LOCATED ON CAR #6
 FOR MODULE LOCATION AND FLOOR LAYOUT REFER TO SMI (HC1-HC6 BOARDS)
 HC1 FOR 1-6 LANDINGS HC3 FOR 13-18 LANDINGS HC5 FOR 25-30 LANDINGS
 HC2 FOR 7-12 LANDINGS HC4 FOR 19-24 LANDINGS HC6 FOR 31-36 LANDINGS

24VDC HALL CALL-SMI BOARD INTERFACE

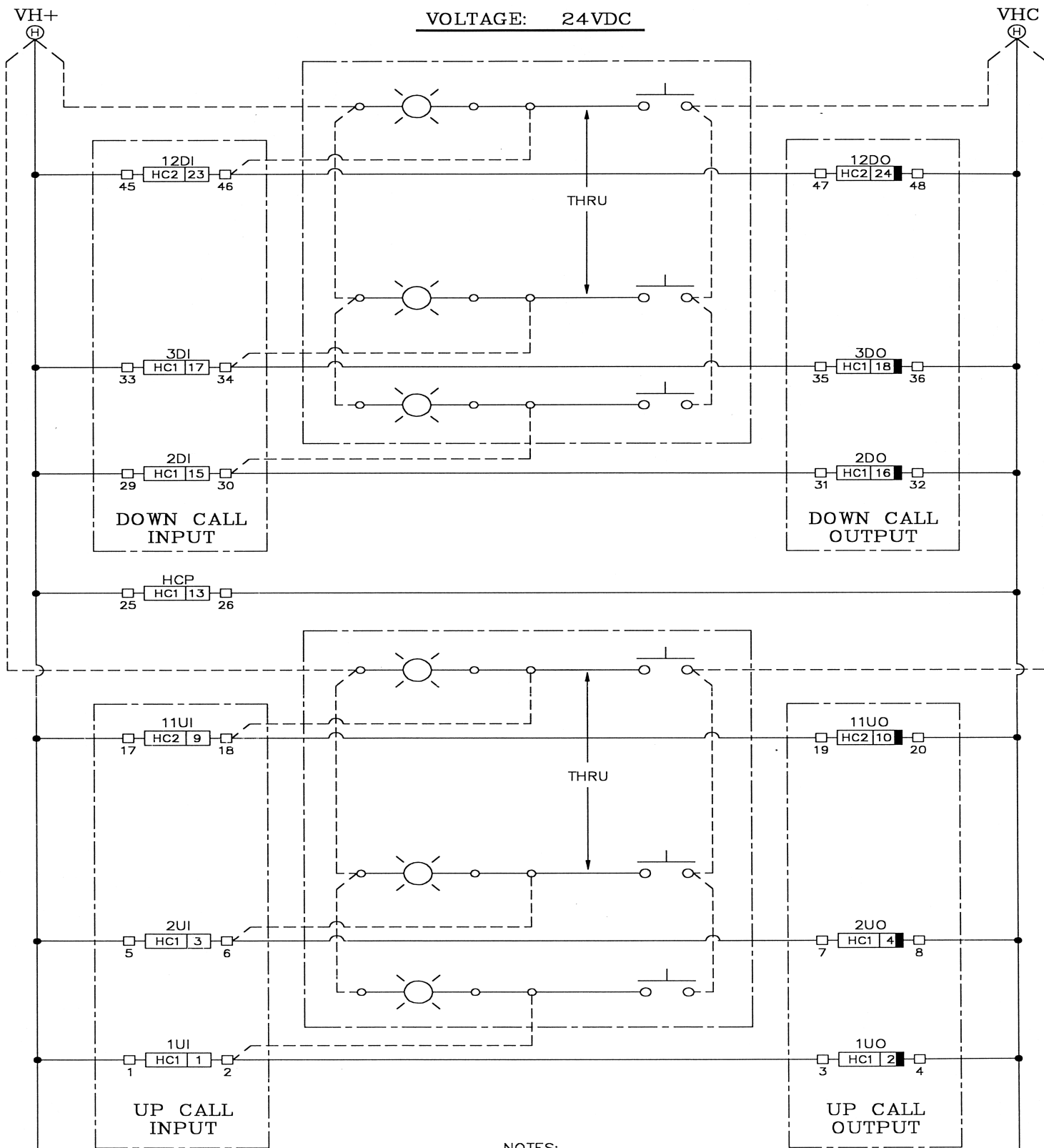
DRAWING NUM
150

COMPUTERIZED ELEVATOR CONTROL CORP.
 636 11TH AVENUE NEW YORK, NEW YORK 10036 TEL. (212) 397-0606

JOB NAME/LOC.:	EMBASSY SQUARE SUITES WA, DC (AMTECH)
DATE:	04/12/96
DRAWN BY:	NF
CEC JOB NO.	2989
DWG. NO.	150SMIHC
CAR NO.	1 THRU 4
REV.	12-20-94

04/12/96 10:54 E:\JOBS\2900\2989\150SMIHC.DWG

VOLTAGE: 24VDC



NOTES:

HC BOARDS LOCATED ON REMOTE GROUP
 FOR MODULE LOCATION AND FLOOR LAYOUT REFER TO SMI (HC1-HC6 BOARDS)
 HC1 FOR 1-6 LANDINGS HC3 FOR 13-18 LANDINGS HC5 FOR 25-30 LANDINGS
 HC2 FOR 7-12 LANDINGS HC4 FOR 19-24 LANDINGS HC6 FOR 31-36 LANDINGS

24VDC HALL CALL-SMI BOARD INTERFACE

DRAWING NUM
 154

COMPUTERIZED ELEVATOR CONTROL CORP.

JOB NAME/LOC.: EMBASSY SQUARE SUITES WA, DC (AMTECH)

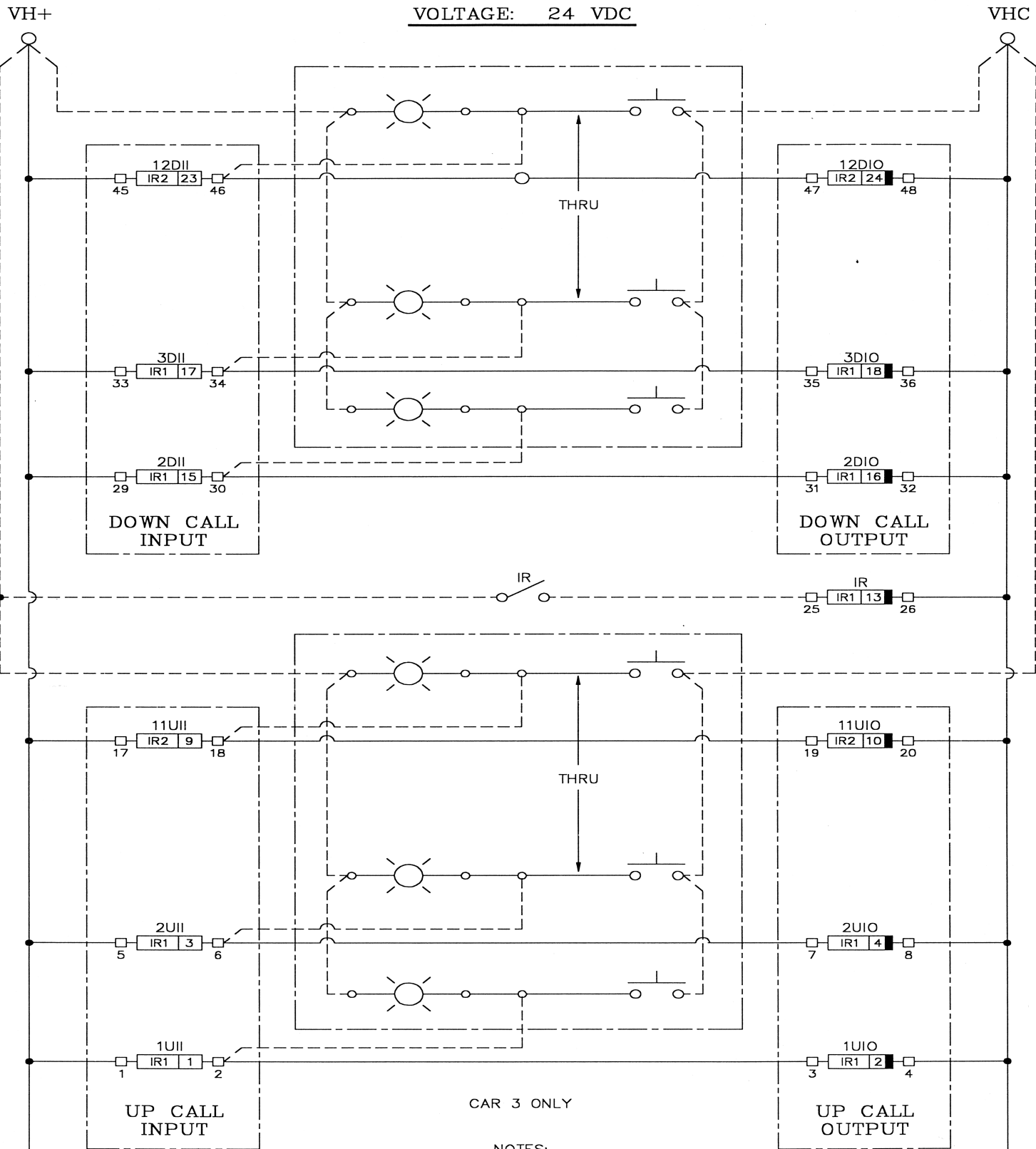
DATE: 04/12/96 CEC JOB NO. 2989 CAR NO. 1 THRU 4

DRAWN BY: NF DWG. NO. 154HCSMI REV. 12-20-94

636 11TH AVENUE NEW YORK, NEW YORK 10036 TEL. (212) 397-0606

04/12/96 11:13 E:\JOBS\2900\2989\154HCSMI.DWG

VOLTAGE: 24 VDC



CAR 3 ONLY

NOTES:

- IR BOARDS LOCATED ON REMOTE GROUP
- FOR MODULE LOCATION AND FLOOR LAYOUT REFER TO SMI (IR1-IR3 BOARDS)
- IR1 FOR 1-6 LANDINGS
- IR2 FOR 7-12 LANDINGS
- IR3 FOR 13-18 LANDINGS
- IR4 FOR 19-24 LANDINGS

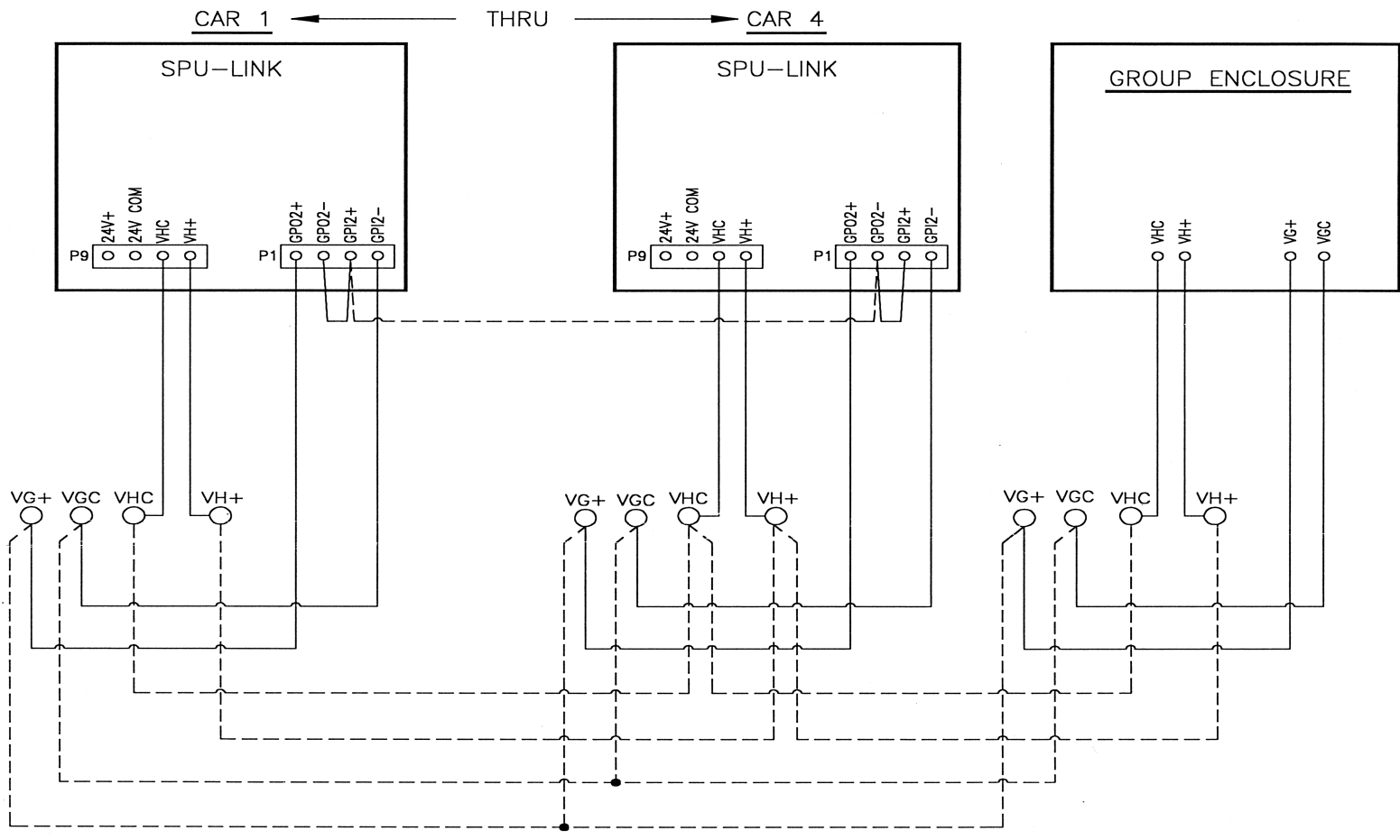
24VDC IR CALL-SMI BOARD INTERFACE

DRAWING NUM
155

COMPUTERIZED ELEVATOR CONTROL CORP.
636 11TH AVENUE NEW YORK, NEW YORK 10036 TEL. (212) 397-0606

JOB NAME/LOC.:	EMBASSY SQUARE SUITES WA, DC (AMTECH)		
DATE:	04/12/96	CEC JOB NO.	2989
		CAR NO.	3
DRAWN BY:	NF	DWG. NO.	155IRHC
		REV.	3-15-95

04/12/96 11:05 E:\JOBS\2900\2989\155IRHC.DWG

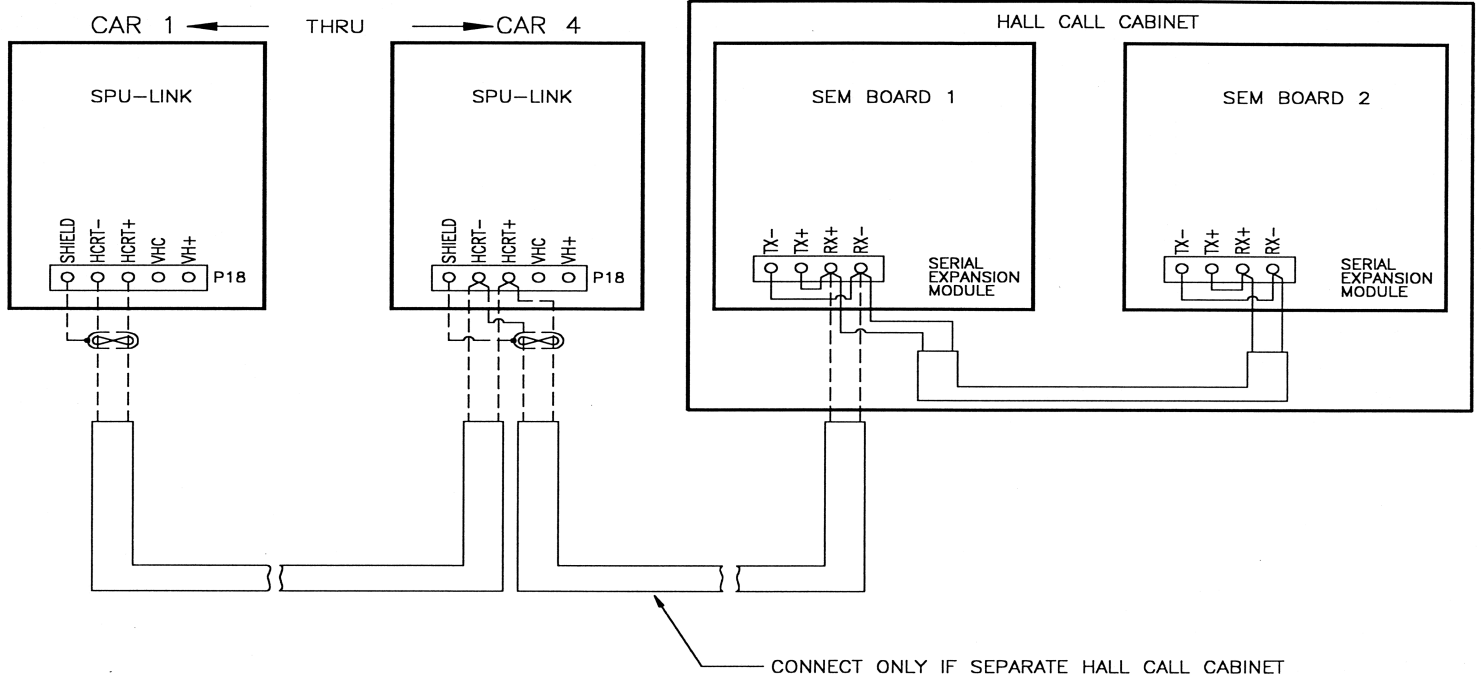


CAR TO GROUP POWER

DRAWING NUM
170

COMPUTERIZED ELEVATOR CONTROL CORP. 636 11TH AVENUE NEW YORK, NEW YORK 10036 TEL. (212) 397-0606	JOB NAME/LOC.: EMBASSY SQUARE SUITES WA, DC (AMTECH)		
	DATE: 04/12/96	GEC JOB NO. 2989	CAR NO. 1 THRU 4
	DRAWN BY: CAD	DWG. NO. 170CTGPW	REV.

04/12/96 11:15 E:\JOBS\2900\2989\170CTGPW.DWG

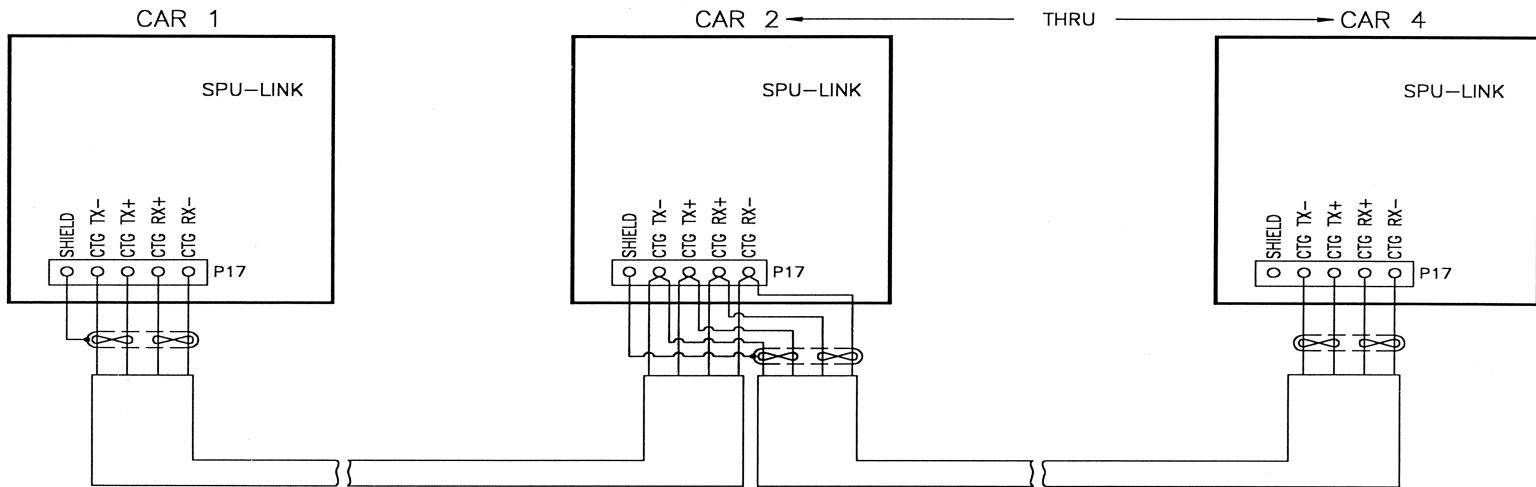


CONNECTION TABLE

CAR 1	CAR 2	CAR 4	HALL CALL BOX
HCRT- →	HCRT- →	HCRT- →	TX- RX-
HCRT+ →	HCRT+ →	HCRT+ →	TX+ RX+

CAR TO GROUP HALL CALL COMM

DRAWING NUM
180



CONNECTION TABLE

CAR 1	CAR 2	CAR 4
CTG TX- →	CTG TX- →	CTG TX- →
CTG TX+ →	CTG TX+ →	CTG TX+ →
CTG RX+ →	CTG RX+ →	CTG RX+ →
CTG RX- →	CTG RX- →	CTG RX- →

NOTE: SHIELD IS CONNECTED ON CABLE LEAVING CONTROLLER ONLY.
SHIELD ON CABLE ENTERING CONTROLLER IS CUT AND LEFT UNCONNECTED.

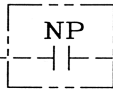
CAR TO GROUP COMM

DRAWING NUM
190

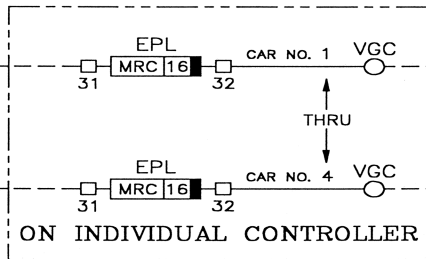
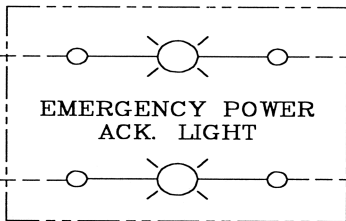
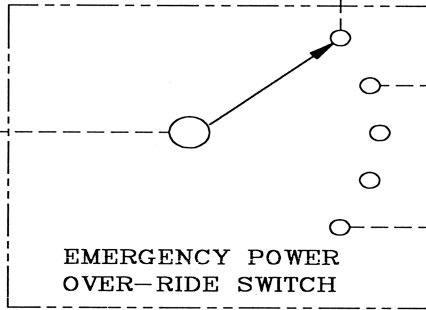
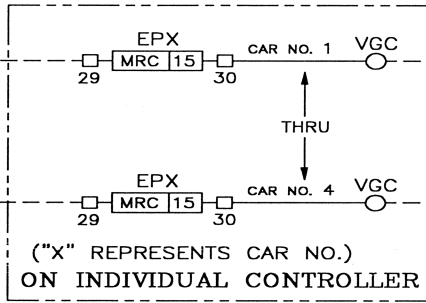
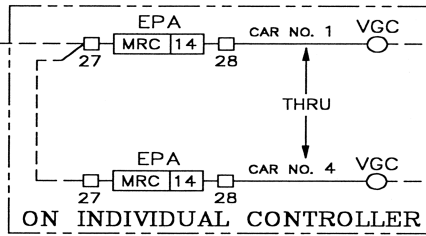
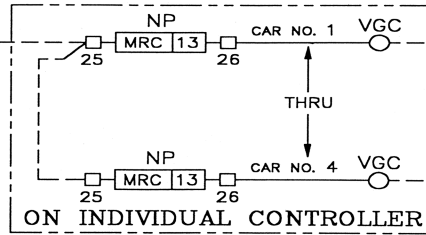
USE COPPER CONDUCTORS ONLY

VG+

VG C



CONTACT "NP" IS CLOSED WHEN AUTO TRANSFER SWITCH IS IN THE NORMAL POWER POSITION AND OPENS WHEN THE SWITCH IS IN THE EMERGENCY POWER POSITION.



EMERGENCY POWER CIRCUITRY

DRAWING NUM
200

COMPUTERIZED ELEVATOR CONTROL CORP.

JOB NAME/LOC.: EMBASSY SQUARE SUITES WA, DC (AMTECH)

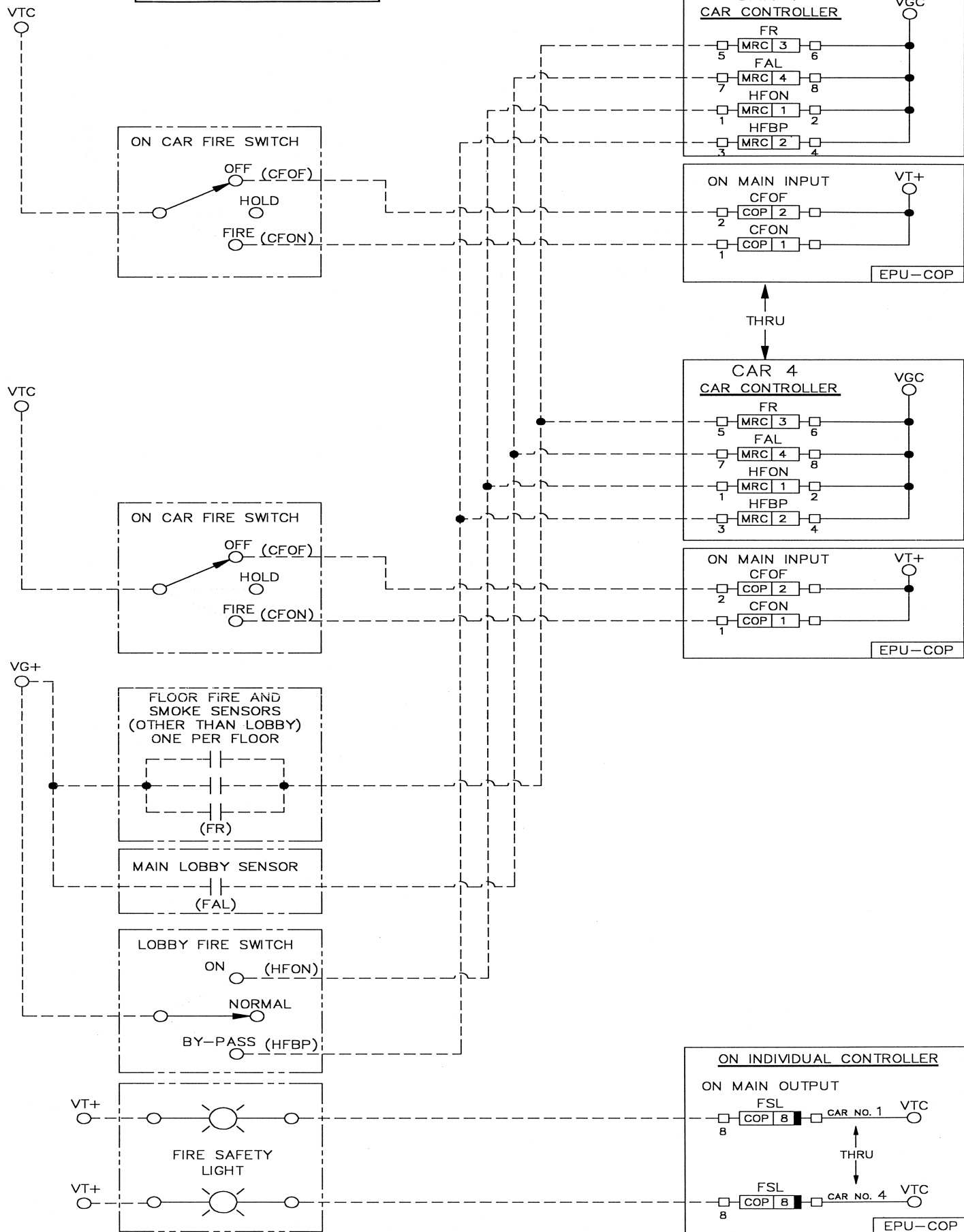
DATE: 04/12/96 CEC JOB NO. 2989 CAR NO. 1 THRU 4

DRAWN BY: NF DWG. NO. 200EMERG REV. 12-29-94

636 11TH AVENUE NEW YORK, NEW YORK 10036 TEL. (212) 397-0606

04/12/96 11:21 E:\JOBS\2900\2989\200EMERG.DWG

USE COPPER CONDUCTORS ONLY



FIRE CONTROL

DRAWING NUM
210

COMPUTERIZED ELEVATOR CONTROL CORP.
636 11TH AVENUE NEW YORK, NEW YORK 10036 TEL. (212) 397-0606

JOB NAME/LOC.: EMBASSY SQUARE SUITES WA, DC (AMTECH)	DATE: 04/12/96	CEC JOB NO. 2989	CAR NO. 1 THRU 4
DRAWN BY: NF	DWG. NO. 210FIRE	REV.	

04/12/96 11:22 E:\JOBS\2900\2989\210FIRE.DWG

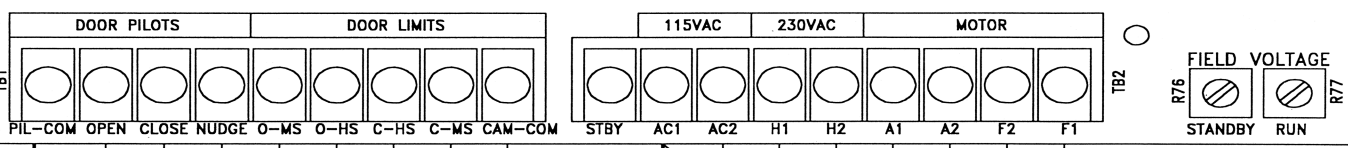
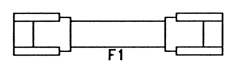
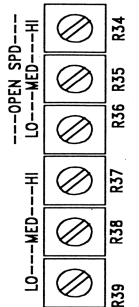
USE COPPER CONDUCTORS ONLY

910-1222-017

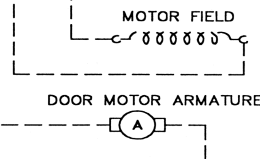
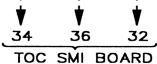
DIMENSIONS
9"L x 6-1/4"W x 2-3/4"H

P/N2550

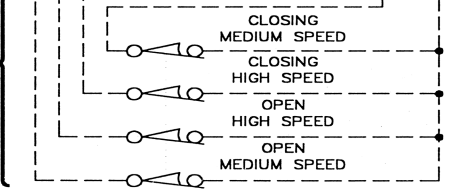
FUTURA



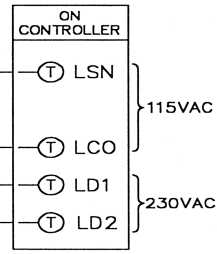
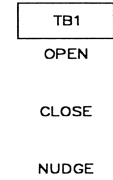
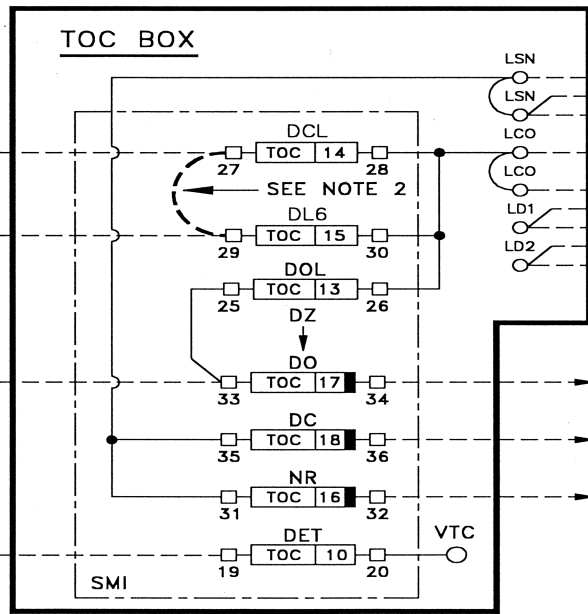
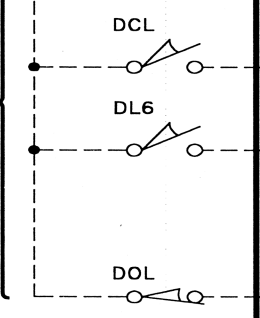
FACTORY INSTALLED JUMPER



CAUTION:
LOW VOLTAGE
WIRING



CAUTION:
HIGH VOLTAGE
115VAC



NOTE 1: SHOWN WITH DOOR FULLY CLOSED
NOTE 2: INSTALL A JUMPER, IF DOOR OPERATOR DOES NOT HAVE AN EXTRA SWITCH FOR DL6

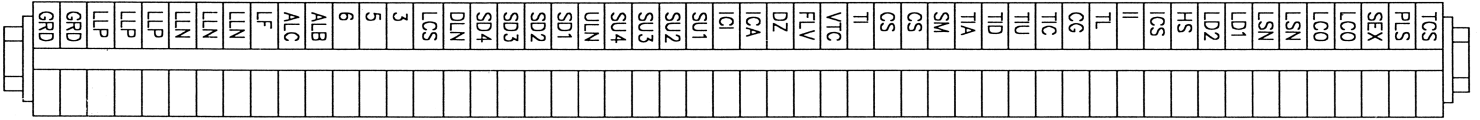
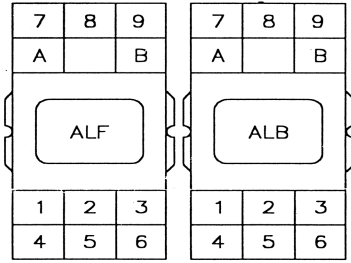
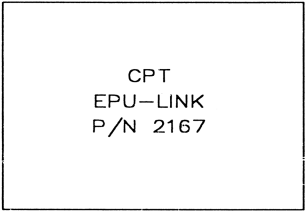
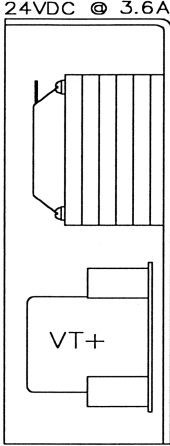
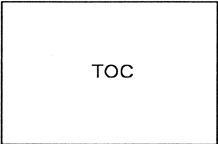
FUTURA GAL DOOR OPERATOR INTERFACE (FRONT)

DRAWING NUM
220

COMPUTERIZED ELEVATOR CONTROL CORP.
636 11TH AVENUE NEW YORK, NEW YORK 10036 TEL. (212) 397-0606

JOB NAME/LOC.: EMBASSY SQUARE SUITES WA, DC (AMTECH)
DATE: 04/12/96 CEC JOB NO. 2989 CAR NO. 1 THRU 4
DRAWN BY: SF DWG. NO. 220FGAL REV.

04/12/96 11:24 E:\0055\2900\2989\220FGAL.DWG

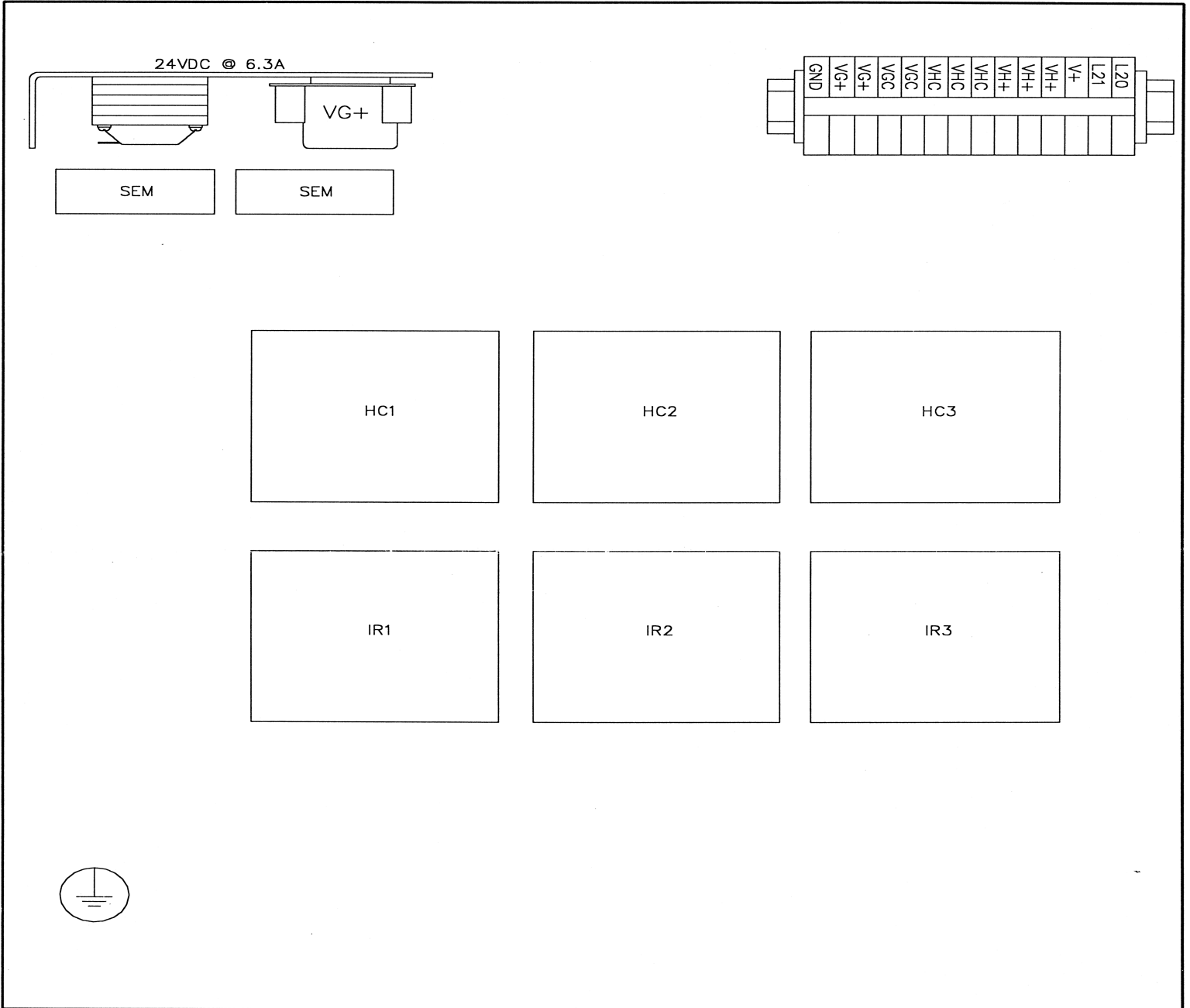


TOP OF CAR BOX LAYOUT

DRAWING NUM
240

COMPUTERIZED ELEVATOR CONTROL CORP.
636 11TH AVENUE NEW YORK, NEW YORK 10036 TEL. (212) 397-0606

JOB NAME/LOC.: EMBASSY SQUARE SUITES WA, DC (AMTECH)	DATE: 04/12/96	CEC JOB NO. 2989	CAR NO. 1 THRU 4
DRAWN BY: NF	DWG. NO. 240TOCBX	REV.	



REMOTE I/O INTERFACE LAYOUT

DRAWING NUM
250

COMPUTERIZED ELEVATOR CONTROL CORP.
636 11TH AVENUE NEW YORK, NEW YORK 10036 TEL. (212) 397-0606

JOB NAME/LOC.: EMBASSY SQUARE SUITES WA, DC (AMTECH)	CEC JOB NO. 2989	CAR NO. 1 THRU 4
DATE: 04/12/96	DWG. NO. 250REM	REV.
DRAWN BY: NF		

